


REPUBLIC OF SOUTH AFRICA



**IN THE HIGH COURT OF SOUTH AFRICA
GAUTENG LOCAL DIVISION, JOHANNESBURG**

CASE NO: 49492/2017

(1)	REPORTABLE: YES / NO
(2)	OF INTEREST TO OTHER JUDGES: YES /NO
(3)	REVISED.
<p>08/08/19.....</p> <p>Date</p>	
<p><i>ML Twala</i></p> <p>ML TWALA</p>	

In the matter between:

TORTELLO INVESTMENTS 144 (PTY) LIMITED

APPLICANT

AND

CITY OF JOHANNESBURG

RESPONDENT

JUDGMENT

TWALA J

[1] In this opposed application, the applicant seeks an order against the respondent in the following terms:

1. The respondent is to explain fully, all entries, whether debts, credits, reversals, rebates, levies, ancillary charges, notice and penalty charges or tariff scales applied, relating to or arrived at, based on water or electricity consumed ("the entries") as reflected in annexure "TN3" to the answering affidavit, insofar as same pertains to the period 3 years, prior to the granting of this order, by:
 - 1.1 providing the applicant with the written reasons explaining each and every one of the entries, in annexure "TN3", and
2. the respondent is to provide the applicant with job cards and vouchers evidencing the installation and removal of meters and the monthly individual meter readings of each of the respective meters reflected in annexure "TN3" to the answering affidavit, being water meters C-JJK2432, meter CTJK 1431, electricity meter number 80395603, electricity meter 851189827 and electricity meter 98368832.
3. It is declared that:
 - 3.1 the respondent is not permitted to levy water and electricity consumption charges, pertaining to water and electricity consumed, at the property, being Erf 941 New Doornfontein,

Johannesburg (“the property”) where such consumption occurred more than 3 years prior to the granting of this order;

3.2 the respondent is ordered to reverse all charges relating to Water meters CTJK1431 and 140127986 and GKF4517, from inception to date;

3.3 the respondent is interdicted from rendering any charges for Water meters CTJK1431, GKF4517, AND 140127986;

4. the water and electricity consumption charges, pertaining to water and electricity consumed, at the property, more than 3 years prior to the granting of this order, has prescribed.

5. the respondent is to pay the costs of the application on the scale as between attorney and client.

[2] It is apposite at this stage to mention that the above prayers were embodied in an amended notice of motion which the applicant lodged after the respondent had filed its answering affidavit.

[3] On the 18th of October 2017 the applicant delivered a letter of complaint and demand to the respondent and on the 30th of October 2017 deposed to the affidavit instituting these proceedings. The application was served on the respondent on the 11th of January 2018. On the 5th of March 2018 the respondent filed its answering affidavit which had an attachment as “TN3” purporting to be a rebilled statement of account. It is this document which the applicant alleges necessitated the amendment of its notice of motion.

- [4] On the 11th of July 2018 the applicant served the respondent with the notice of amendment of the notice of motion and the amended pages were filed on the 26th of July 2018. On the 11th September 2018 the applicant filed its replying affidavit.
- [5] Counsel for the respondent submitted that the applicant cannot be allowed to plead a new case in reply since only 3 sets of affidavits are allowed in motion proceeding. This, so it is contended, is prejudicial to the respondent who does not have the right to reply thereto. Argued in the alternative was that, should the Court allow the amendment, then the respondent seeks an opportunity to file a further affidavit in answer to the case the applicant raised in reply.
- [6] Counsel for the applicant contended that the respondent have had ample time to object to the amendment and have elect not to do so. The applicant, so the argument goes, first filed the notice of amendment and more than 10 days thereafter filed the amended pages and the respondent did not react within the 10 days prescribed by the rules. Even now, more than a year later, the respondent failed to bring a formal application seeking an order to file a further affidavit in answer to the claim of the applicant nor did it file a Rule 30 notice to strike out an irregular pleading.
- [7] It was contended further by counsel for the applicant that, it is correct that only three sets of affidavits are allowed in motion proceedings. It is further trite that when a party raises a new matter in its answer, the other party has the right to reply to the new matter and can do so by making an application to Court. The respondent raised a new matter in its answering affidavit by annexing "TN3" which the applicant knew nothing about and the applicant had to respond thereto – hence the amendment of its notice of motion. The applicant has never received annexure "TN3" to the respondent's answering

affidavit and could not have expected or suspected that such a document exist when it launched its application.

- [8] It is trite that a Court has the discretion to allow parties to raise fresh legal issues provided that does not cause irreparable prejudice to the other litigants. Where a party raises a new matter in the replying affidavit, the other party may apply to the Court for an opportunity to answer to the new matter raised in reply. However, the Court is required to exercise practical, common sense and a flexible approach in considering whether allegations made in reply need to be strike out. In this regard see *Drift Supersand (Pty) Limited v Mogale City Local Municipality and Another; Case No:1185/2016 (SCA)*.
- [9] I find myself in disagreement with the contentions of the respondent. It is on record that, in support of its case, the applicant attached statements of account from the respondent dating back to February 2017. The respondent did not respond to the letter of demand of the 9th of October 2017 but alleges to have produced a “rebilled” account statement in or around October 2017 which “rebilled” account statement was only attached to its answering affidavit on the 5th of March 2018. The respondent could not proffer any explanation why it could not respond to the letter of demand and furnish the rebilled account statement to the respondent between the periods 18th October 2017 and 11th January 2018. The irresistible conclusion is that the rebilled account statement was created after the demand was made. Thus, the applicant did not have it when it deposed to its founding affidavit instituting these proceedings. The applicant is therefore entitled to amend its papers to answer to the new matter brought in by the respondent in its answer. I therefore allow the amendment of the notice of motion.

[10] It is my respectful view that the respondent was never prejudiced by the amendment in this case. The applicant served the notice of amendment and allowed the dies provided by the rules to expire before it served the amended pages. Further, the applicant served its reply about 2 months later and the case came before this Court more than a year later. During this whole period the respondent has never attempted to file a further affidavit to answer to the replying affidavit filed by the applicant nor to bring a Rule 30 application to strike out the notice of amendment as an irregular proceeding nor bring an application in terms of Rule 28 to make a consequential adjustment to the documents it had file. It is therefore my view that the respondent has had the opportunity and sufficient time to attend to this matter but elected not to. I am therefore of the view that it is not in the interest of justice that this matter be postponed to allow the respondent an opportunity to file a further affidavit in answer to the case of the applicant as embodied in the amended notice of motion.

[11] I am unable to agree with counsel for the respondent that the application is premature since the deponent deposed to the affidavit before the expiration of the 14 day period prescribed by section 11 of the Credit Control and Debt Collection By-Laws, 2004 after receipt of the letter of demand. It is on record that, although the demand was made on the 18th of October 2017 and the affidavit deposed to on the 30th of October 2017, the respondent was only served with the application on the 11th of January 2018. I therefore hold the view that there was compliance with the provisions of s11 of the Credit Control and Debt Collection By-Laws and therefore the institution of these proceedings cannot be said to be premature.

[12] I do not agree with counsel for the respondent that the applicant did not follow the internal processes regarding its complaint. The applicant lodged its


complaint on the 9th October 2017 and the deponent to the respondent's affidavit was also copied with the letter of demand, but there was no response from the respondent. The deponent to the respondent's affidavit does not deny receipt of the complaint and does not say why it was not attended to. Further, the respondent did not register the complaint as it was supposed to in terms of its internal processes. It is my respectful view therefore that it was not unreasonable of the applicant to seek the assistance of the Court where even the respondent flagrantly and blatantly disregard its own processes.

- [13] The applicant has a right to proper and accurate billing for its municipal account and the respondent has a duty to do so and it has failed to execute that duty. In terms of s9 (7) of the Greater Johannesburg Metropolitan Electricity By-Laws the council shall investigate and adjust an account of the consumer if it appears that he had not been charged or had been incorrectly charged, provided that no such adjustment shall be made in respect of a period in excess of 6 months prior to the date on which the incorrect charge was observed.
- [14] I am unable to disagree with counsel for the applicant that all the charges on the applicant's statement of account which are more than 3 years old have become prescribed. The respondent has, in terms of its Credit Control and Debt Collection Policy, a duty to timeously render accurate accounts for the amount due and payable by a debtor and its failure to do so because it could not trace the meter on the property cannot be said to be a bar to the debt becoming prescribed. In this regard, see *Argent Industrial Investment (Pty) Ltd v Ekurhuleni Metropolitan Municipality*; Case No:17808/2016 (GJ)
- [15] It is on record that there are a number of inaccuracies in the statement of account attached by the respondent to its answering affidavit which

necessitated the applicant to seek to amend its notice of motion. I am of the view therefore that the applicant does not seek the debatement of the account but the full details as to what informed the billing of certain transaction on the statement of account. It is my respectful view therefore that the applicant is entitle to the relief as prayed for in the notice of motion.

[16] In the circumstances, I make the following order:

The draft order marked "X" as amended and annexed hereto is made an order of Court.



TWALA M L

JUDGE OF THE HIGH COURT OF SOUTH AFRICA

GAUTENG LOCAL DIVISION

Date of hearing: 29th July 2019

Date of Judgment: 08th August 2019

For the Applicant: Adv C Van Der Merwe

**Instructed by: KG Tserkezis Inc
Tel: 011 886 0000**

For the Respondents: Adv. PJ Kok

**Instructed by: Nozuko Nxusani Inc
Tel: 011 838 7131**

IN THE HIGH COURT OF SOUTH AFRICA
(GAUTENG LOCAL DIVISION, JOHANNESBURG)

11
Twala
08/08/19

Before his Lordship Mr Justice Twala on 29 July 2019

CASE NO: 49492/2017

In the matter between:

TORTELLO INVESTMENTS 144 (PTY) LIMITED

Applicant

and

CITY OF JOHANNESBURG

Respondent

DRAFT ORDER

Having heard counsel for the parties and having considered the matter, an order is granted that:

- by no later than 31 October 2019
1. The respondent is to explain fully, all entries, whether debts, credits, reversals, rebates, levies, ancillary charges, notice and penalty charges or tariff scales applied, relating or arrived at, based on water or electricity consumed ("**the entries**") as reflected in annexure "**TN3**" attached this order, insofar as same pertains to the period 3 years, prior to the granting of this order:

- 1.1. by providing the applicant with written reasons explaining each and every one of the entries in annexure "**TN3**"; and

Twala
08/08/19

- 1.2. the respondent is to provide the applicant with job cards and vouchers evidencing the installation and removal of meters and the monthly individual metre readings of each of the respective metres reflected in annexure "TN3", including but not limited to water meter CTJK1431, water meter GKF4517, water meter 140127986, water meter C-JJK2432, electricity meter 80395603, electricity meter 581189827 and electricity metre 98368832;
2. It is declared that:
 - 2.1. the respondent is not permitted to levy water and electricity consumption charges, pertaining to water and electricity consumed, at the property, being erf 941, New Doornfontein, Johannesburg ("***the property***") where such consumption occurred more than 3 years prior to the granting of this order;
 - 2.2. the water and electricity consumption charges, pertaining to the water and electricity consumed at the property, more than 3 years prior to the granting of this order has prescribed;
3. The relief prayed for in prayer 3.2 and 3.3 of the notice of motion is postponed *sine die*;
4. The respondent is to pay the costs of this application on a scale as

between attorney and client.


BY THE COURT

REGISTRAR

Counsel for the applicant: C van der Merwe
011 337-4355

Counsel for the respondent: P J Kok
011 535-0800

78



a world class African city

Tel : (011) 375 5555
Fax : (011) 358 3408/9

PO Box 5000
Johannesburg 2000

E-mail :
JoburgConnect@joburg.org.za

COPY TAX INVOICE

VAT NO. : CITY OF JOHANNESBURG - 4760117194 VAT NO. : PIKITUP - 4790191292
VAT NO. : JOHANNESBURG WATER - 4270191077 VAT NO. : CITY POWER - 4710191182

TORTELLO INV 144 PTY LTD
39 ALEXANDRA STREET
BEREA
2198

Date	2017/10/05
Statement for	September 2017
Physical Address	17 ERROR STREET
Stand No./Portion	00000941 - 00000 - 00
Township	NEW DOORNFONTEIN

Stand Size	Number of Dwellings	Valuation Date	Portion	Municipal Valuation	Region
1159 m2	183	2013/07/01	F1	Market Value R 14,200,000.00	REGION F WARD 123

Invoice Number	: 600001491785	Group :	Next Reading Date	:
Client VAT Number	:		Deposit	: R 11,954.89

Account Number 550617830	(PIN Code:239556)
--------------------------	-------------------

Previous Account Balance	0.00
Less: Incoming Payment (Last Payment Made 2017/09/28)	- 1,556,586.98
Sub Total	- 1,556,586.98
Current Charges (Excl. VAT)	3,335,101.79
VAT @ 14%	411,998.90
Deposit Request	11,954.89

7 Days+	60 Days	30 Days	Current	Instalment Plan	Total Outstanding
0.00	0.00	3,785,981.84	-1,583,513.24	0.00	2,202,468.60

Total Due	2,202,468.60
Due Date	2017/10/05

Customers must note that raising a query on any of the services rendered, does not exonerate them from paying their bill. Customers should pay an average amount while the query is being attended to
We notice that payment on your account was not received in full last month. If you have since paid we thank you and request that you ignore this message. If you had not yet paid please do so urgently

Remittance Advice :
This stub must accompany payment,
please do not detach if paying at the post office

Date : 2017/10/05 TORTELLO INV 144 PTY LTD
Acc. No. : 550617830 - 17 ERROR STREET, , NEW DOORNFONTEIN

EasyPay	>>>>> 91115 5506178309
SAPO	0146 550617830

Standard Bank City of Johannesburg Banking Details:
Internet banking - Select preloaded Company details "City of Johannesburg".
Deposits at SBSA branches - CIN no AA45 to be used in place of bank acc.no.
Client Account No/Deposit Reference 550617830

>>>>> 516008800111159 55061783009

Account Number 550617830			
Johannesburg Water			
Water & Sanitation	VAT No. 4270191077	Amount	Sub Total
(Reading period = 2011/08/29 to 2017/08/29 = 2193 days) Meter readings and consumption: Meter no C-JJK2432 start reading 0.000 and end reading 35,001.000 = 35,001.000 KL - Actual Reading Meter readings and consumption: Meter no CTJK1431 start reading 698.818 and end reading 1,637.000 = 938.181 KL - Actual Reading Meter readings and consumption: Meter no CTJK1431. start reading 1,637.000 and end reading 2,616.000 = 979.000 KL - Estimated Reading Daily average consumption 16.834 KL Charges for 35,001.000 KL are based on a sliding scale for a 564 day period Charges for 938.181 KL are based on a sliding scale for a 652 day period Charges for 979.000 KL are based on a sliding scale for a 979 day period Step 1 2.823 KL @ R 16.670 Step 1 21.176 KL @ R 19.090 Step 1 17.000 KL @ R 19.090 Step 1 31.000 KL @ R 19.090 Step 1 29.000 KL @ R 19.090 Step 1 72.160 KL @ R 19.090 Reversal of interim charges Step 1 39.000 KL @ R 19.090 Registered Social Landlord Rebate Step 1 82.466 KL @ R 19.090 Reversal of interim charges Step 1 45.000 KL @ R 19.090 Registered Social Landlord Rebate Step 1 70.115 KL @ R 19.090 Step 1 58.258 KL @ R 19.090 Reversal of interim charges Step 1 9.000 KL @ R 19.090 Registered Social Landlord Rebate Step 1 1.181 KL @ R 16.670 Step 1 14.000 KL @ R 16.670 Step 1 10.000 KL @ R 16.670 Step 1 45.000 KL @ R 16.670 Step 1 45.000 KL @ R 16.670 Step 1 40.000 KL @ R 16.670 Step 1 107.000 KL @ R 16.670 Step 1 65.000 KL @ R 16.670 Step 1 124.000 KL @ R 16.670 Step 1 200.000 KL @ R 16.670 Step 2 23.000 KL @ R 17.040 Step 1 70.000 KL @ R 16.670 Step 1 1,064.476 KL @ R 0.0000 Step 2 709.651 KL @ R 7.1400 Step 3 45.771 KL @ R 12.070 Step 1 958.029 KL @ R 0.0000 Step 2 638.686 KL @ R 7.1400 Step 3 41.193 KL @ R 12.070 Step 1 745.133 KL @ R 0.0000 Step 2 496.756 KL @ R 6.8000 Step 3 32.040 KL @ R 11.070 Step 1 496.756 KL @ R 0.0000 Step 2 331.170 KL @ R 7.1400 Step 3 21.360 KL @ R 12.070 Step 1 1,028.994 KL @ R 0.0000 Step 2 685.996 KL @ R 6.8000 Step 3 44.245 KL @ R 11.070 Step 1 1,064.476 KL @ R 0.0000 Step 2 709.651 KL @ R 6.8000 Step 3 45.771 KL @ R 11.070 Step 1 1,170.924 KL @ R 0.0000 Step 2 780.616 KL @ R 6.8000 Step 3 50.348 KL @ R 11.070 Step 1 1,028.994 KL @ R 0.0000		47.07 404.26 324.53 591.79 553.61 1,377.53 - 1,377.53 744.51 0.00 1,574.29 - 1,574.29 859.05 0.00 1,338.51 1,112.15 - 2,450.66 171.81 0.00 19.70 233.38 166.70 750.15 750.15 666.80 1,783.69 1,083.55 2,067.08 3,334.00 391.92 1,166.90 0.00 5,066.91 552.46 0.00 4,560.22 497.20 0.00 3,377.94 354.68 0.00 2,364.55 257.81 0.00 4,664.77 489.79 0.00 4,825.63 506.68 0.00 5,308.19 557.35 0.00	

Where can payments be made ?
 Any CoJ Cash Office; any Easy Pay site; any bank (branch, ATM or internet site).
YOUR ACCOUNT NUMBER IS YOUR REFERENCE NUMBER

How can payments be made ?
 By debit order, cash, debit or credit card.
KEEP ALL RECEIPTS FOR FUTURE REFERENCE

When can payments be made ?
 Payments must reach CoJ on or before the due date.

Change of Address
 This must be done timeously, in writing and submitted to any CoJ Municipal Regional Office.

Terminating Electricity and Water.
 This must be done in writing, 7 working days before the date you want your services terminated and submitted to any CoJ Municipal Regional Office.

Account Number 550617830

Step 2 552.251 KL @ R 6.8000	3,755.31
Step 1 27.000 KL @ R 0.0000	0.00
Step 1 30.000 KL @ R 0.0000	0.00
Step 1 31.000 KL @ R 0.0000	0.00
Step 1 30.000 KL @ R 0.0000	0.00
Step 1 30.000 KL @ R 0.0000	0.00
Step 1 31.000 KL @ R 0.0000	0.00
Step 1 1,135.441 KL @ R 7.1400	8,107.05
Step 2 756.961 KL @ R 7.5800	5,737.76
Step 3 361.598 KL @ R 13.170	4,762.25
Demand Management Levy	3,600.00
Step 1 887.064 KL @ R 7.1400	6,333.64
Step 2 488.936 KL @ R 7.5800	3,706.13
Demand Management Levy	3,600.00
Step 1 1,348.337 KL @ R 0.0000	0.00
Step 2 881.614 KL @ R 7.1400	6,294.73
Step 1 106.448 KL @ R 7.1400	760.04
Step 2 69.601 KL @ R 7.5800	527.57
Demand Management Levy	3,600.00
Reversal of interim charges	0.00
Reversal of interim charges	- 11,822.78
Reversal of interim charges	- 1,884.61
Step 1 1,064.476 KL @ R 0.0000	0.00
Step 2 709.651 KL @ R 7.1400	5,066.91
Step 3 199.728 KL @ R 12.070	2,410.72
Step 1 1,880.575 KL @ R 0.0000	0.00
Step 2 1,253.717 KL @ R 7.1400	8,951.54
Step 3 352.853 KL @ R 12.070	4,258.93
Registered Social Landlord Rebate	0.00
Step 1 1,028.994 KL @ R 0.0000	0.00
Step 2 685.996 KL @ R 7.1400	4,898.01
Step 3 64.686 KL @ R 12.070	780.76
Step 1 1,064.476 KL @ R 0.0000	0.00
Step 2 709.651 KL @ R 7.1400	5,066.91
Step 3 66.917 KL @ R 12.070	807.69
Step 1 390.308 KL @ R 0.0000	0.00
Step 2 260.205 KL @ R 7.1400	1,857.86
Step 3 24.537 KL @ R 12.070	296.16
Reversal of interim charges	0.00
Reversal of interim charges	- 5,066.91
Reversal of interim charges	- 998.13
Step 1 2,199.918 KL @ R 0.0000	0.00
Step 2 1,436.082 KL @ R 7.1400	10,253.63
Registered Social Landlord Rebate	0.00
Step 1 1,064.476 KL @ R 0.0000	0.00
Step 2 709.651 KL @ R 7.1400	5,066.91
Step 3 82.695 KL @ R 12.070	998.13
Reversal of interim charges	0.00
Reversal of interim charges	- 1,182.28
Reversal of interim charges	- 128.91
Step 1 958.029 KL @ R 0.0000	0.00
Step 2 638.686 KL @ R 7.1400	4,560.22
Step 3 436.285 KL @ R 12.070	5,265.96
Registered Social Landlord Rebate	0.00
Step 1 248.378 KL @ R 0.0000	0.00
Step 2 165.585 KL @ R 7.1400	1,182.28
Step 3 10.680 KL @ R 12.070	128.91
Reversal of interim charges	0.00
Reversal of interim charges	- 21,931.84
Reversal of interim charges	- 1,908.50
Reversal of interim charges	- 22,294.39
Reversal of interim charges	- 2,430.79
Step 1 21.000 KL @ R 0.0000	0.00
Step 1 365.000 KL @ R 0.0000	0.00
Step 1 365.000 KL @ R 0.0000	0.00
Step 1 8,660.194 KL @ R 0.0000	0.00
Step 1 3,264.394 KL @ R 0.0000	0.00

Where can payments be made ?

Any CoJ Cash Office; any Easy Pay site; any bank (branch, ATM or internet site).
YOUR ACCOUNT NUMBER IS YOUR REFERENCE NUMBER

How can payments be made ?

By debit order, cash, debit or credit card.
KEEP ALL RECEIPTS FOR FUTURE REFERENCE

When can payments be made ?

Payments must reach CoJ on or before the due date.

Change of Address

This must be done timeously, in writing and submitted to any CoJ Municipal Regional Office.

Terminating Electricity and Water.

This must be done in writing, 7 working days before the date you want your services terminated and submitted to any CoJ Municipal Regional Office.

81

Account Number 550617830

Step 2 2,176.263 KL @ R 7.1400	15,538.52
Step 3 140.363 KL @ R 12.070	1,694.19
Step 1 2,235.400 KL @ R 0.0000	0.00
Step 2 1,490.267 KL @ R 7.1400	10,640.51
Step 3 96.119 KL @ R 12.070	1,160.15
Registered Social Landlord Rebate	0.00
Step 1 1,028.994 KL @ R 0.0000	0.00
Step 2 685.996 KL @ R 7.1400	4,898.01
Step 3 44.245 KL @ R 12.070	534.03
Step 1 745.133 KL @ R 0.0000	0.00
Step 2 496.756 KL @ R 7.1400	3,546.84
Step 3 32.040 KL @ R 12.070	386.72
Step 1 390.308 KL @ R 0.0000	0.00
Step 2 260.205 KL @ R 7.1400	1,857.86
Step 3 16.783 KL @ R 12.070	202.57
Step 1 28.000 KL @ R 0.0000	0.00
Step 1 29.000 KL @ R 0.0000	0.00
Step 1 34.000 KL @ R 0.0000	0.00
Step 1 29.000 KL @ R 0.0000	0.00
Step 1 28.000 KL @ R 0.0000	0.00
Step 1 28.000 KL @ R 0.0000	0.00
Step 1 36.000 KL @ R 0.0000	0.00
Step 1 26.000 KL @ R 0.0000	0.00
Step 1 31.000 KL @ R 0.0000	0.00
Step 1 32.000 KL @ R 0.0000	0.00
Step 1 28.000 KL @ R 0.0000	0.00
Step 1 34.000 KL @ R 0.0000	0.00
Step 1 18.000 KL @ R 0.0000	0.00
Step 1 12.000 KL @ R 0.0000	0.00
Step 1 3.000 KL @ R 0.0000	0.00
Step 1 19.000 KL @ R 0.0000	0.00
Step 1 17.000 KL @ R 0.0000	0.00
Step 1 27.000 KL @ R 0.0000	0.00
Step 1 30.000 KL @ R 0.0000	0.00
Step 1 33.000 KL @ R 0.0000	0.00
Step 1 30.000 KL @ R 0.0000	0.00
Step 1 27.000 KL @ R 0.0000	0.00
Step 1 36.000 KL @ R 0.0000	0.00
Step 1 18.000 KL @ R 0.0000	0.00
Step 1 14.000 KL @ R 0.0000	0.00
Step 1 31.000 KL @ R 0.0000	0.00
Step 1 29.000 KL @ R 0.0000	0.00
Step 1 32.000 KL @ R 0.0000	0.00
Step 1 30.000 KL @ R 0.0000	0.00
Step 1 27.000 KL @ R 0.0000	0.00
Charges for 35,001.000 KL are based on a sliding scale for a 564 day period	
Charges for 938.181 KL are based on a sliding scale for a 652 day period	
Charges for 979.000 KL are based on a sliding scale for a 979 day period	
Sewer monthly charge based on Water 70.115 units (Billing Period 2013/06)	- 1,020.19
Sewer monthly charge based on Water 58.258 units (Billing Period 2013/06)	- 847.65
Sewer monthly charge based on Water 9.000 units (Billing Period 2013/06)	130.95
Registered Social Landlord Rebate	0.00
Sewer monthly charge based on Water 58.258 units (Billing Period 2013/05)	847.65
Sewer monthly charge based on Water 70.115 units (Billing Period 2013/04)	1,020.19
Sewer monthly charge based on Water 82.466 units (Billing Period 2013/03)	- 1,199.89
Sewer monthly charge based on Water 45.000 units (Billing Period 2013/03)	654.75
Registered Social Landlord Rebate	0.00
Sewer monthly charge based on Water 82.466 units (Billing Period 2013/02)	1,199.89
Sewer monthly charge based on Water 72.160 units (Billing Period 2013/01)	- 1,049.93
Sewer monthly charge based on Water 39.000 units (Billing Period 2013/01)	567.45
Registered Social Landlord Rebate	0.00
Sewer monthly charge based on Water 72.160 units (Billing Period 2012/12)	1,049.93
Sewer monthly charge based on Water 29.000 units (Billing Period 2012/11)	421.95
Sewer monthly charge based on Water 31.000 units (Billing Period 2012/10)	451.05
Sewer monthly charge based on Water 17.000 units (Billing Period 2012/09)	247.35
Sewer monthly charge based on Water 2.823 units (Billing Period 2012/08)	35.89
Sewer monthly charge based on Water 21.176 units (Billing Period 2012/08)	308.12

Where can payments be made ?
Any CoJ Cash Office; any Easy Pay site; any bank (branch, ATM or internet site).
YOUR ACCOUNT NUMBER IS YOUR REFERENCE NUMBER

How can payments be made ?
By debit order, cash, debit or credit card.
KEEP ALL RECEIPTS FOR FUTURE REFERENCE

When can payments be made ?
Payments must reach CoJ on or before the due date.

Change of Address
This must be done timeously, in writing and submitted to any CoJ Municipal Regional Office.

Terminating Electricity and Water.
This must be done in writing, 7 working days before the date you want your services terminated and submitted to any CoJ Municipal Regional Office.

45

Account Number 550617830

Sewer monthly charge based on Water 1.181 units (Billing Period 2011/09)	15.02
Sewer monthly charge based on Water 14.000 units (Billing Period 2011/10)	177.94
Sewer monthly charge based on Water 10.000 units (Billing Period 2011/11)	127.10
Sewer monthly charge based on Water 45.000 units (Billing Period 2011/12)	571.95
Sewer monthly charge based on Water 45.000 units (Billing Period 2012/01)	571.95
Sewer monthly charge based on Water 40.000 units (Billing Period 2012/02)	508.40
Sewer monthly charge based on Water 107.000 units (Billing Period 2012/03)	1,359.97
Sewer monthly charge based on Water 65.000 units (Billing Period 2012/04)	826.15
Sewer monthly charge based on Water 124.000 units (Billing Period 2012/05)	1,576.04
Sewer monthly charge based on Water 223.000 units (Billing Period 2012/06)	2,834.33
Sewer monthly charge based on Water 70.000 units (Billing Period 2012/07)	889.70
Sewer monthly charge based on Water 1,819.897 units (Billing Period 2016/09)	41,111.49
Sewer monthly charge based on Water 1,637.908 units (Billing Period 2016/08)	37,000.35
Sewer monthly charge based on Water 1,273.928 units (Billing Period 2016/07)	25,274.74
Sewer monthly charge based on Water 849.285 units (Billing Period 2016/07)	19,185.36
Sewer monthly charge based on Water 1,759.234 units (Billing Period 2016/06)	34,903.22
Sewer monthly charge based on Water 1,819.897 units (Billing Period 2016/05)	36,106.78
Sewer monthly charge based on Water 2,001.887 units (Billing Period 2016/04)	39,717.45
Sewer monthly charge based on Water 1,581.244 units (Billing Period 2016/03)	31,371.90
Sewer monthly charge based on Water 27.000 units (Billing Period 2016/02)	535.68
Sewer monthly charge based on Water 30.000 units (Billing Period 2016/01)	595.20
Sewer monthly charge based on Water 31.000 units (Billing Period 2015/12)	615.04
Sewer monthly charge based on Water 30.000 units (Billing Period 2015/11)	595.20
Sewer monthly charge based on Water 30.000 units (Billing Period 2015/10)	595.20
Sewer monthly charge based on Water 31.000 units (Billing Period 2015/09)	615.04
Sewer monthly charge based on Water 2,254.000 units (Billing Period 2017/09)	57,138.90
Sewer monthly charge based on Water 1,376.000 units (Billing Period 2017/08)	34,881.60
Sewer monthly charge based on Water 2,229.951 units (Billing Period 2017/07)	50,374.60
Sewer monthly charge based on Water 176.048 units (Billing Period 2017/07)	4,462.84
Sewer monthly charge based on Water 2,516.093 units (Billing Period 2017/06)	- 56,838.56
Sewer monthly charge based on Water 1,779.676 units (Billing Period 2017/06)	- 40,202.89
Sewer monthly charge based on Water 5,461.000 units (Billing Period 2017/06)	123,363.99
Registered Social Landlord Rebate	0.00
Sewer monthly charge based on Water 1,779.676 units (Billing Period 2017/05)	40,202.89
Sewer monthly charge based on Water 2,516.093 units (Billing Period 2017/04)	56,838.56
Sewer monthly charge based on Water 1,856.822 units (Billing Period 2017/03)	- 41,945.62
Sewer monthly charge based on Water 3,636.000 units (Billing Period 2017/03)	82,137.24
Registered Social Landlord Rebate	0.00
Sewer monthly charge based on Water 1,856.822 units (Billing Period 2017/02)	41,945.62
Sewer monthly charge based on Water 424.642 units (Billing Period 2017/01)	- 9,592.68
Sewer monthly charge based on Water 2,033.000 units (Billing Period 2017/01)	45,925.47
Registered Social Landlord Rebate	0.00
Sewer monthly charge based on Water 424.642 units (Billing Period 2016/12)	9,592.68
Sewer monthly charge based on Water 3.000 units (Billing Period 2016/12)	- 43.65
Sewer monthly charge based on Water 18.000 units (Billing Period 2016/12)	- 261.90
Sewer monthly charge based on Water 12.000 units (Billing Period 2016/12)	- 191.76
Sewer monthly charge based on Water 34.000 units (Billing Period 2016/12)	- 543.32
Sewer monthly charge based on Water 28.000 units (Billing Period 2016/12)	- 447.44
Sewer monthly charge based on Water 32.000 units (Billing Period 2016/12)	- 511.36
Sewer monthly charge based on Water 31.000 units (Billing Period 2016/12)	- 495.38
Sewer monthly charge based on Water 26.000 units (Billing Period 2016/12)	- 415.48
Sewer monthly charge based on Water 36.000 units (Billing Period 2016/12)	- 575.28
Sewer monthly charge based on Water 28.000 units (Billing Period 2016/12)	- 447.44
Sewer monthly charge based on Water 28.000 units (Billing Period 2016/12)	- 447.44
Sewer monthly charge based on Water 29.000 units (Billing Period 2016/12)	- 463.42
Sewer monthly charge based on Water 34.000 units (Billing Period 2016/12)	- 543.32
Sewer monthly charge based on Water 29.000 units (Billing Period 2016/12)	- 463.42
Sewer monthly charge based on Water 18.000 units (Billing Period 2016/12)	- 287.64
Sewer monthly charge based on Water 14.000 units (Billing Period 2016/12)	- 243.60
Sewer monthly charge based on Water 31.000 units (Billing Period 2016/12)	- 539.40
Sewer monthly charge based on Water 29.000 units (Billing Period 2016/12)	- 504.60
Sewer monthly charge based on Water 32.000 units (Billing Period 2016/12)	- 556.80
Sewer monthly charge based on Water 30.000 units (Billing Period 2016/12)	- 522.00
Sewer monthly charge based on Water 27.000 units (Billing Period 2016/12)	- 469.80
Sewer monthly charge based on Water 36.000 units (Billing Period 2016/12)	- 625.40
Sewer monthly charge based on Water 27.000 units (Billing Period 2016/12)	- 469.80
Sewer monthly charge based on Water 30.000 units (Billing Period 2016/12)	- 522.00

Where can payments be made ?
Any CoJ Cash Office; any Easy Pay site; any bank (branch, ATM or internet site).
YOUR ACCOUNT NUMBER IS YOUR REFERENCE NUMBER

How can payments be made ?
By debit order, cash, debit or credit card.
KEEP ALL RECEIPTS FOR FUTURE REFERENCE

When can payments be made ?
Payments must reach CoJ on or before the due date.

Change of Address
This must be done timeously, in writing and submitted to any CoJ Municipal Regional Office.

Terminating Electricity and Water.
This must be done in writing, 7 working days before the date you want your services terminated and submitted to any CoJ Municipal Regional Office.

83

Account Number 550617830

Sewer monthly charge based on Water 33.000 units (Billing Period 2016/12)	- 574.20	
Sewer monthly charge based on Water 30.000 units (Billing Period 2016/12)	- 522.00	
Sewer monthly charge based on Water 27.000 units (Billing Period 2016/12)	- 469.80	
Sewer monthly charge based on Water 19.000 units (Billing Period 2016/12)	- 330.60	
Sewer monthly charge based on Water 17.000 units (Billing Period 2016/12)	- 337.28	
Sewer monthly charge based on Water 28.000 units (Billing Period 2016/12)	- 555.52	
Sewer monthly charge based on Water 31.000 units (Billing Period 2016/12)	- 615.04	
Sewer monthly charge based on Water 30.000 units (Billing Period 2016/12)	- 595.20	
Sewer monthly charge based on Water 30.000 units (Billing Period 2016/12)	- 595.20	
Sewer monthly charge based on Water 31.000 units (Billing Period 2016/12)	- 615.04	
Sewer monthly charge based on Water 30.000 units (Billing Period 2016/12)	- 595.20	
Sewer monthly charge based on Water 27.000 units (Billing Period 2016/12)	- 535.68	
Sewer monthly charge based on Water 1,581.244 units (Billing Period 2016/12)	- 31,371.90	
Sewer monthly charge based on Water 2,001.887 units (Billing Period 2016/12)	- 39,717.45	
Sewer monthly charge based on Water 1,819.897 units (Billing Period 2016/12)	- 36,106.78	
Sewer monthly charge based on Water 1,759.234 units (Billing Period 2016/12)	- 34,903.22	
Sewer monthly charge based on Water 1,273.928 units (Billing Period 2016/12)	- 25,274.74	
Sewer monthly charge based on Water 849.285 units (Billing Period 2016/12)	- 19,185.36	
Sewer monthly charge based on Water 1,637.908 units (Billing Period 2016/12)	- 37,000.35	
Sewer monthly charge based on Water 1,819.897 units (Billing Period 2016/12)	- 41,111.49	
Sewer monthly charge based on Water 1,941.224 units (Billing Period 2016/12)	- 43,852.26	
Sewer monthly charge based on Water 1,759.234 units (Billing Period 2016/12)	- 39,741.11	
Sewer monthly charge based on Water 21.000 units (Billing Period 2016/12)	305.55	
Sewer monthly charge based on Water 365.000 units (Billing Period 2016/12)	5,832.70	
Sewer monthly charge based on Water 365.000 units (Billing Period 2016/12)	6,351.00	
Sewer monthly charge based on Water 8,660.193 units (Billing Period 2016/12)	171,818.25	
Sewer monthly charge based on Water 9,402.806 units (Billing Period 2016/12)	212,409.39	
Registered Social Landlord Rebate	0.00	
Sewer monthly charge based on Water 1,759.234 units (Billing Period 2016/11)	39,741.11	
Sewer monthly charge based on Water 1,941.224 units (Billing Period 2016/10)	43,852.26	
Sewer monthly charge based on Water 28.000 units (Billing Period 2015/08)	555.52	
Sewer monthly charge based on Water 29.000 units (Billing Period 2014/06)	463.42	
Sewer monthly charge based on Water 34.000 units (Billing Period 2014/05)	543.32	
Sewer monthly charge based on Water 29.000 units (Billing Period 2014/04)	463.42	
Sewer monthly charge based on Water 28.000 units (Billing Period 2014/03)	447.44	
Sewer monthly charge based on Water 28.000 units (Billing Period 2014/02)	447.44	
Sewer monthly charge based on Water 36.000 units (Billing Period 2014/01)	575.28	
Sewer monthly charge based on Water 26.000 units (Billing Period 2013/12)	415.48	
Sewer monthly charge based on Water 31.000 units (Billing Period 2013/11)	495.38	
Sewer monthly charge based on Water 32.000 units (Billing Period 2013/10)	511.36	
Sewer monthly charge based on Water 28.000 units (Billing Period 2013/09)	447.44	
Sewer monthly charge based on Water 34.000 units (Billing Period 2013/08)	543.32	
Sewer monthly charge based on Water 18.000 units (Billing Period 2013/07)	261.90	
Sewer monthly charge based on Water 12.000 units (Billing Period 2013/07)	191.76	
Sewer monthly charge based on Water 3.000 units (Billing Period 2013/06)	43.65	
Sewer monthly charge based on Water 19.000 units (Billing Period 2015/07)	330.60	
Sewer monthly charge based on Water 17.000 units (Billing Period 2015/07)	337.28	
Sewer monthly charge based on Water 27.000 units (Billing Period 2015/06)	469.80	
Sewer monthly charge based on Water 30.000 units (Billing Period 2015/05)	522.00	
Sewer monthly charge based on Water 33.000 units (Billing Period 2015/04)	574.20	
Sewer monthly charge based on Water 30.000 units (Billing Period 2015/03)	522.00	
Sewer monthly charge based on Water 27.000 units (Billing Period 2015/02)	469.80	
Sewer monthly charge based on Water 36.000 units (Billing Period 2015/01)	626.40	
Sewer monthly charge based on Water 27.000 units (Billing Period 2014/12)	469.80	
Sewer monthly charge based on Water 30.000 units (Billing Period 2014/11)	522.00	
Sewer monthly charge based on Water 32.000 units (Billing Period 2014/10)	556.80	
Sewer monthly charge based on Water 29.000 units (Billing Period 2014/09)	504.60	
Sewer monthly charge based on Water 31.000 units (Billing Period 2014/08)	539.40	
Sewer monthly charge based on Water 18.000 units (Billing Period 2014/07)	287.64	
Sewer monthly charge based on Water 14.000 units (Billing Period 2014/07)	243.60	
VAT: 14.00%	131,630.61	1,071,849.30
City Power		
Electricity	VAT No. 4710191182	
(Reading period = 2011/08/29 to 2017/08/23 = 2187 days)		

Where can payments be made ?

Any CoJ Cash Office; any Easy Pay site; any bank (branch, ATM or internet site).
YOUR ACCOUNT NUMBER IS YOUR REFERENCE NUMBER

How can payments be made ?

By debit order, cash, debit or credit card.

KEEP ALL RECEIPTS FOR FUTURE REFERENCE

When can payments be made ?

Payments must reach CoJ on or before the due date.

Change of Address

This must be done timeously, in writing and submitted to any CoJ Municipal Regional Office.

Terminating Electricity and Water.

This must be done in writing, 7 working days before the date you want your services terminated and submitted to any CoJ Municipal Regional Office.

45

84

Account Number 550617830

Energy meter readings and consumption: Meter no #80395603 start reading 201.000 and end reading 176,146.286 = 175,945.286 kWh - Estimated Reading	
Energy meter readings and consumption: Meter no #80395603 start reading 668.000 and end reading 102,527.000 = 101,859.000 kWh - Actual Reading	
Energy meter readings and consumption: Meter no #851189827 start reading 1,262,332.000 and end reading 1,743,989.000 = 481,657.000 kWh - Actual Reading	
Energy meter readings and consumption: Meter no 98368832 start reading 0.000 and end reading 456,964.000 = 456,964.000 kWh - Actual Reading	
Daily average consumption 556.208 kWh	
Charges for 277,804.286 kWh are based on a sliding scale for a 2187 day period	
Charges for 481,657.000 kWh are based on a sliding scale for a 1197 day period	
Charges for 456,964.000 kWh are based on a sliding scale for a 222 day period	
Step 1 227.836 kWh @ R 1.6174 (Billing Period 2016/07)	368.50
Step 1 151.890 kWh @ R 1.7250 (Billing Period 2016/07)	262.01
Service charge	337.64
Network charge	462.60
Demand side management levy	7.59
Step 1 292.932 kWh @ R 1.7250 (Billing Period 2016/08)	505.31
Service charge	337.64
Network charge	462.60
Demand side management levy	5.86
Step 1 176.055 kWh @ R 1.7250 (Billing Period 2016/09)	303.69
Step 1 75.452 kWh @ R 1.6478 (Billing Period 2016/09)	124.33
Service charge	337.64
Network charge	462.60
Demand side management levy	5.03
Step 1 236.712 kWh @ R 1.6478 (Billing Period 2016/10)	390.05
Service charge	337.64
Network charge	462.60
Demand side management levy	4.73
Step 1 214.521 kWh @ R 1.6478 (Billing Period 2016/11)	353.49
Service charge	337.64
Network charge	462.60
Demand side management levy	4.29
Reversal of interim charges	- 1,977.05
Demand side management levy	1,752.34
Reversal of interim charges	- 1,389.44
Reversal of interim charges	- 1,141.91
Reversal of interim charges	- 1,894.69
Reversal of interim charges	- 1,808.87
Reversal of interim charges	- 835.02
Reversal of interim charges	- 3,343.53
Reversal of interim charges	- 2,068.19
Reversal of interim charges	- 893.44
Demand side management levy	- 98.42
Reversal of interim charges	- 3,247.95
Reversal of interim charges	- 1,436.26
Reversal of interim charges	- 1,454.89
Reversal of interim charges	- 2,799.81
Demand side management levy	- 4.26
Reversal of interim charges	- 1,546.59
Demand side management levy	1,171.18
Reversal of interim charges	- 3,181.40
Reversal of interim charges	- 1,071.01
Reversal of interim charges	- 867.87
Step 1 7,108.091 kWh @ R 1.3030 (Billing Period 2016/12)	9,261.84
Step 1 1,166.324 kWh @ R 1.1913 (Billing Period 2016/12)	1,389.44
Step 2 1,166.325 kWh @ R 1.2468	1,454.17
Step 3 2,332.649 kWh @ R 1.2766	2,977.86
Step 4 2,332.649 kWh @ R 1.2940	3,018.45
Step 5 601.037 kWh @ R 1.3030	783.15
Step 1 1,002.053 kWh @ R 1.8908 (Billing Period 2016/12)	1,894.68
Step 2 1,002.054 kWh @ R 1.9058	1,909.71
Step 3 2,004.107 kWh @ R 1.9481	3,904.20
Step 4 2,004.106 kWh @ R 1.9783	3,964.72
Step 5 516.385 kWh @ R 1.9906	1,027.92
Step 1 1,018.480 kWh @ R 2.0231 (Billing Period 2016/12)	2,060.49

Where can payments be made ?

Any CoJ Cash Office; any Easy Pay site; any bank (branch, ATM or internet site).

YOUR ACCOUNT NUMBER IS YOUR REFERENCE NUMBER

How can payments be made ?

By debit order, cash, debit or credit card.

KEEP ALL RECEIPTS FOR FUTURE REFERENCE

When can payments be made ?

Payments must reach CoJ on or before the due date.

Change of Address

This must be done timeously, in writing and submitted to any CoJ Municipal Regional Office.

Terminating Electricity and Water.

This must be done in writing, 7 working days before the date you want your services terminated and submitted to any CoJ Municipal Regional Office.

5

85

Account Number 550617830

Step 2 1,018.481 kWh @ R 2.0392	2,076.89
Step 3 2,036.961 kWh @ R 2.0844	4,245.84
Step 4 2,036.961 kWh @ R 2.1167	4,311.64
Step 5 524.850 kWh @ R 2.1299	1,117.88
Step 1 3,975.359 kWh @ R 1.2746 (Billing Period 2016/12)	5,066.99
Step 2 3,975.360 kWh @ R 1.3340	5,303.13
Step 3 7,950.718 kWh @ R 1.3659	10,859.89
Step 4 7,950.719 kWh @ R 1.3845	11,007.77
Step 5 2,048.607 kWh @ R 1.3942	2,856.17
Step 1 1,002.053 kWh @ R 2.0231 (Billing Period 2016/12)	2,027.25
Step 2 1,002.054 kWh @ R 2.0392	2,043.39
Step 3 2,004.107 kWh @ R 2.0844	4,177.36
Step 4 2,004.106 kWh @ R 2.1167	4,242.09
Step 5 516.385 kWh @ R 2.1299	1,099.85
Step 1 1,018.480 kWh @ R 1.5215 (Billing Period 2016/12)	1,549.62
Step 2 1,018.481 kWh @ R 1.6556	1,686.20
Step 3 2,036.961 kWh @ R 1.7290	3,521.91
Step 4 2,036.961 kWh @ R 1.7867	3,639.44
Step 5 524.850 kWh @ R 1.8399	965.67
Step 1 3,975.359 kWh @ R 1.3740 (Billing Period 2016/12)	5,462.14
Step 2 3,975.360 kWh @ R 1.5081	5,995.24
Step 3 7,950.718 kWh @ R 1.5815	12,574.06
Step 4 7,950.719 kWh @ R 1.6392	13,032.82
Step 5 2,048.607 kWh @ R 1.6924	3,467.06
Step 1 509.240 kWh @ R 1.3740 (Billing Period 2016/12)	699.70
Step 2 509.240 kWh @ R 1.5081	767.98
Step 3 1,018.481 kWh @ R 1.5815	1,610.73
Step 4 1,018.480 kWh @ R 1.6392	1,669.49
Step 5 262.425 kWh @ R 1.6924	444.13
Step 1 492.813 kWh @ R 1.5215 (Billing Period 2016/12)	749.81
Step 2 492.813 kWh @ R 1.6556	815.90
Step 3 985.627 kWh @ R 1.7290	1,704.15
Step 4 985.626 kWh @ R 1.7867	1,761.02
Step 5 253.959 kWh @ R 1.8399	467.26
Step 1 1,018.480 kWh @ R 1.6174 (Billing Period 2016/12)	1,647.29
Step 2 1,018.481 kWh @ R 1.7599	1,792.42
Step 3 2,036.961 kWh @ R 1.8379	3,743.73
Step 4 2,036.961 kWh @ R 1.8993	3,868.80
Step 5 524.850 kWh @ R 1.9558	1,026.50
Step 1 4,501.027 kWh @ R 1.5415 (Billing Period 2016/12)	6,938.33
Step 2 4,501.026 kWh @ R 1.6919	7,615.29
Step 3 9,002.054 kWh @ R 1.7743	15,972.34
Step 4 9,002.053 kWh @ R 1.8390	16,554.78
Step 5 2,319.497 kWh @ R 1.8987	4,404.03
Step 1 492.813 kWh @ R 1.6174 (Billing Period 2016/12)	797.08
Step 2 492.813 kWh @ R 1.7599	867.30
Step 3 985.627 kWh @ R 1.8379	1,811.48
Step 4 985.626 kWh @ R 1.8993	1,872.00
Step 5 253.959 kWh @ R 1.9558	496.69
Step 1 1,018.480 kWh @ R 1.7250 (Billing Period 2016/12)	1,756.88
Step 2 1,018.481 kWh @ R 1.8780	1,912.71
Step 3 2,036.961 kWh @ R 1.9618	3,996.11
Step 4 2,036.961 kWh @ R 2.0277	4,130.35
Step 5 524.850 kWh @ R 2.0884	1,096.10
Step 1 1,626.283 kWh @ R 1.6478 (Billing Period 2016/12)	2,679.79
Step 2 1,626.284 kWh @ R 1.8086	2,941.30
Step 3 3,252.566 kWh @ R 1.8966	6,168.82
Step 4 3,252.567 kWh @ R 1.9658	6,393.90
Step 5 838.066 kWh @ R 2.0296	1,700.94
Registered Social Landlord Rebate	0.00
Service charge	337.64
Network charge	462.60
Step 1 221.918 kWh @ R 1.5415 (Billing Period 2015/10)	342.09
Service charge	315.86
Network charge	432.77
Demand side management levy	4.44
Step 1 221.918 kWh @ R 1.5415 (Billing Period 2015/10)	- 342.09

Where can payments be made ?

Any CoJ Cash Office; any Easy Pay site; any bank (branch, ATM or internet site).

YOUR ACCOUNT NUMBER IS YOUR REFERENCE NUMBER

How can payments be made ?

By debit order, cash, debit or credit card.

KEEP ALL RECEIPTS FOR FUTURE REFERENCE

When can payments be made ?

Payments must reach CoJ on or before the due date.

Change of Address

This must be done timeously, in writing and submitted to any CoJ Municipal Regional Office.

Terminating Electricity and Water.

This must be done in writing, 7 working days before the date you want your services terminated and submitted to any CoJ Municipal Regional Office.

5

86

Account Number 550617830

Service charge	- 315.86
Network charge	- 432.77
Demand side management levy	- 4.44
Step 1 221.918 kWh @ R 1.5415 (Billing Period 2015/11)	342.09
Service charge	315.86
Network charge	432.77
Demand side management levy	4.44
Step 1 221.918 kWh @ R 1.5415 (Billing Period 2015/11)	- 342.09
Service charge	- 315.86
Network charge	- 432.77
Demand side management levy	- 4.44
Step 1 183.452 kWh @ R 1.5415 (Billing Period 2015/12)	282.79
Service charge	315.86
Network charge	432.77
Demand side management levy	3.67
Step 1 183.452 kWh @ R 1.5415 (Billing Period 2015/12)	- 282.79
Service charge	- 315.86
Network charge	- 432.77
Demand side management levy	- 3.67
Step 1 177.534 kWh @ R 1.5415 (Billing Period 2016/01)	273.67
Service charge	315.86
Network charge	432.77
Demand side management levy	3.55
Step 1 177.534 kWh @ R 1.5415 (Billing Period 2016/01)	- 273.67
Service charge	- 315.86
Network charge	- 432.77
Demand side management levy	- 3.55
Step 1 216.986 kWh @ R 1.5415 (Billing Period 2016/06)	334.48
Step 1 97.644 kWh @ R 1.6174 (Billing Period 2016/06)	157.93
Service charge	315.86
Network charge	432.77
Demand side management levy	6.29
Step 1 266.301 kWh @ R 1.5415 (Billing Period 2016/05)	410.50
Service charge	315.86
Network charge	432.77
Demand side management levy	5.33
Step 1 244.110 kWh @ R 1.5415 (Billing Period 2016/04)	376.29
Service charge	315.86
Network charge	432.77
Demand side management levy	4.88
Step 1 214.521 kWh @ R 1.5415 (Billing Period 2016/03)	330.68
Service charge	315.86
Network charge	432.77
Demand side management levy	4.29
Step 1 199.726 kWh @ R 1.5415 (Billing Period 2016/02)	307.88
Service charge	315.86
Network charge	432.77
Demand side management levy	3.99
Step 1 177.534 kWh @ R 1.5415 (Billing Period 2016/01)	273.67
Service charge	315.86
Network charge	432.77
Demand side management levy	3.55
Step 1 183.452 kWh @ R 1.5415 (Billing Period 2015/12)	282.79
Service charge	315.86
Network charge	432.77
Demand side management levy	3.67
Step 1 221.918 kWh @ R 1.5415 (Billing Period 2015/11)	342.09
Service charge	315.86
Network charge	432.77
Demand side management levy	4.44
Step 1 221.918 kWh @ R 1.5415 (Billing Period 2015/10)	342.09
Service charge	315.86
Network charge	432.77
Demand side management levy	4.44
Step 1 142.521 kWh @ R 1.6174 (Billing Period 2015/09)	230.51
Step 1 117.370 kWh @ R 1.5415 (Billing Period 2015/09)	180.93
Service charge	315.86

Where can payments be made ?

Any CoJ Cash Office; any Easy Pay site; any bank (branch, ATM or internet site).
YOUR ACCOUNT NUMBER IS YOUR REFERENCE NUMBER

How can payments be made ?

By debit order, cash, debit or credit card.
KEEP ALL RECEIPTS FOR FUTURE REFERENCE

When can payments be made ?

Payments must reach CoJ on or before the due date.

Change of Address

This must be done timeously, in writing and submitted to any CoJ Municipal Regional Office.

Terminating Electricity and Water.

This must be done in writing, 7 working days before the date you want your services terminated and submitted to any CoJ Municipal Regional Office.

1000
3000

45

87

Account Number 550617830

Network charge	432.77
Demand side management levy	5.20
Step 1 303.781 kWh @ R 1.6174 (Billing Period 2015/08)	491.34
Service charge	315.86
Network charge	432.77
Demand side management levy	6.08
Step 1 199.726 kWh @ R 1.5415 (Billing Period 2016/02)	307.88
Service charge	315.86
Network charge	432.77
Demand side management levy	3.99
Step 1 199.726 kWh @ R 1.5415 (Billing Period 2016/02)	- 307.88
Service charge	- 315.86
Network charge	- 432.77
Demand side management levy	- 3.99
Step 1 542.094 kWh @ R 1.7643 (Billing Period 2017/09)	956.42
Step 2 542.095 kWh @ R 1.9208	1,041.26
Step 3 1,084.189 kWh @ R 2.0065	2,175.43
Step 4 1,084.189 kWh @ R 2.0739	2,248.50
Step 5 11,715.389 kWh @ R 2.1360	25,024.07
Service charge	345.33
Network charge	473.14
Demand side management levy	299.36
Step 1 65.708 kWh @ R 1.7250 (Billing Period 2017/08)	113.35
Step 2 65.709 kWh @ R 1.8780	123.40
Step 3 131.417 kWh @ R 1.9618	257.81
Step 4 131.417 kWh @ R 2.0277	266.47
Step 5 2,054.282 kWh @ R 2.0884	4,290.16
Step 1 344.969 kWh @ R 1.7643 (Billing Period 2017/08)	608.63
Step 2 344.969 kWh @ R 1.9208	662.62
Step 3 689.939 kWh @ R 2.0065	1,384.36
Step 4 689.938 kWh @ R 2.0739	1,430.86
Step 5 10,784.983 kWh @ R 2.1360	23,036.72
Service charge	345.33
Network charge	473.14
Demand side management levy	306.07
Step 1 114.990 kWh @ R 1.6478 (Billing Period 2017/07)	189.48
Step 2 42.616 kWh @ R 1.8086	77.08
Step 1 427.105 kWh @ R 1.7250 (Billing Period 2017/07)	736.76
Step 2 158.289 kWh @ R 1.8780	297.27
Demand side management levy	14.86
Service charge	345.33
Network charge	473.14
Step 1 328.542 kWh @ R 1.6478 (Billing Period 2017/06)	541.37
Step 2 328.542 kWh @ R 1.8086	594.20
Step 3 657.084 kWh @ R 1.8966	1,246.23
Step 4 657.085 kWh @ R 1.9658	1,291.70
Step 5 11,786.747 kWh @ R 2.0296	23,922.38
Demand side management levy	275.16
Service charge	337.64
Network charge	462.60
Step 1 574.949 kWh @ R 1.6478 (Billing Period 2017/05)	947.40
Step 2 574.948 kWh @ R 1.8086	1,039.85
Step 3 1,149.898 kWh @ R 1.8966	2,180.90
Step 4 1,149.897 kWh @ R 1.9658	2,260.47
Step 5 8,903.308 kWh @ R 2.0296	18,070.15
Demand side management levy	247.06
Service charge	337.64
Network charge	462.60
Reversal of interim charges	- 1,028.61
Reversal of interim charges	- 1,128.98
Reversal of interim charges	- 2,367.83
Reversal of interim charges	- 2,454.22
Reversal of interim charges	- 657.84
Demand side management levy	508.19
Step 1 1,067.762 kWh @ R 1.6478 (Billing Period 2017/04)	1,759.46
Step 2 1,067.762 kWh @ R 1.8086	1,931.15
Step 3 2,135.523 kWh @ R 1.8966	4,050.23

Where can payments be made ?

Any CoJ Cash Office; any Easy Pay site; any bank (branch, ATM or internet site).
YOUR ACCOUNT NUMBER IS YOUR REFERENCE NUMBER

How can payments be made ?

By debit order, cash, debit or credit card.

KEEP ALL RECEIPTS FOR FUTURE REFERENCE

When can payments be made ?

Payments must reach CoJ on or before the due date.

Change of Address

This must be done timeously, in writing and submitted to any CoJ Municipal Regional Office.

Terminating Electricity and Water.

This must be done in writing, 7 working days before the date you want your services terminated and submitted to any CoJ Municipal Regional Office.

VS

Account Number 550617830

Step 4 2,135.524 kWh @ R 1.9658	4,198.01
Step 5 23,072.429 kWh @ R 2.0296	46,827.80
Registered Social Landlord Rebate	0.00
Service charge	337.64
Network charge	462.60
Step 1 624.230 kWh @ R 1.6478 (Billing Period 2017/03)	1,028.61
Step 2 624.230 kWh @ R 1.8086	1,128.98
Step 3 1,248.460 kWh @ R 1.8966	2,367.83
Step 4 1,248.460 kWh @ R 1.9658	2,454.22
Step 5 324.124 kWh @ R 2.0296	657.84
Service charge	337.64
Network charge	462.60
Demand side management levy	81.39
Reversal of interim charges	- 351.89
Reversal of interim charges	- 386.23
Reversal of interim charges	- 430.04
Demand side management levy	445.64
Step 1 772.074 kWh @ R 1.6478 (Billing Period 2017/02)	1,272.22
Step 2 772.074 kWh @ R 1.8086	1,396.37
Step 3 1,544.148 kWh @ R 1.8966	2,928.63
Step 4 1,544.148 kWh @ R 1.9658	3,035.49
Step 5 18,303.650 kWh @ R 2.0296	37,149.09
Registered Social Landlord Rebate	0.00
Service charge	337.64
Network charge	462.60
Step 1 213.552 kWh @ R 1.6478 (Billing Period 2017/01)	351.89
Step 2 213.553 kWh @ R 1.8086	386.23
Step 3 226.742 kWh @ R 1.8966	430.04
Service charge	337.64
Network charge	462.60
Demand side management levy	13.08
Reversal of interim charges	- 1,977.05
Demand side management levy	1,108.73
Reversal of interim charges	- 1,389.44
Reversal of interim charges	- 1,141.91
Reversal of interim charges	- 1,894.69
Reversal of interim charges	- 1,808.87
Reversal of interim charges	- 835.02
Reversal of interim charges	- 3,343.53
Reversal of interim charges	- 2,068.19
Reversal of interim charges	- 893.44
Demand side management levy	- 98.42
Reversal of interim charges	- 3,247.95
Reversal of interim charges	- 1,436.26
Reversal of interim charges	- 1,454.89
Reversal of interim charges	- 2,799.81
Demand side management levy	- 4.26
Reversal of interim charges	- 1,817.23
Demand side management levy	- 825.21
Reversal of interim charges	- 4,161.89
Reversal of interim charges	- 2,306.82
Reversal of interim charges	- 4,838.34
Reversal of interim charges	- 5,014.77
Reversal of interim charges	- 77,667.16
Reversal of interim charges	- 867.30
Reversal of interim charges	- 1,811.48
Reversal of interim charges	- 1,872.00
Reversal of interim charges	- 7,505.53
Reversal of interim charges	- 1,756.87
Reversal of interim charges	- 1,912.70
Reversal of interim charges	- 3,996.11
Reversal of interim charges	- 4,130.35
Reversal of interim charges	- 16,509.00
Reversal of interim charges	- 2,327.90
Reversal of interim charges	- 2,555.06
Reversal of interim charges	- 5,358.77
Reversal of interim charges	- 5,554.29

Where can payments be made ?

Any CoJ Cash Office; any Easy Pay site; any bank (branch, ATM or internet site).
YOUR ACCOUNT NUMBER IS YOUR REFERENCE NUMBER

How can payments be made ?

By debit order, cash, debit or credit card.
KEEP ALL RECEIPTS FOR FUTURE REFERENCE

When can payments be made ?

Payments must reach CoJ on or before the due date.

Change of Address

This must be done timeously, in writing and submitted to any CoJ Municipal Regional Office.

Terminating Electricity and Water.

This must be done in writing, 7 working days before the date you want your services terminated and submitted to any CoJ Municipal Regional Office.

Account Number 550617830		
Reversal of interim charges		- 113,306.19
Step 1 4,319.365 kWh @ R 1.3030 (Billing Period 2016/12)		5,628.13
Step 1 1,166.324 kWh @ R 1.1913 (Billing Period 2016/12)		1,389.44
Step 2 1,166.325 kWh @ R 1.2468		1,454.17
Step 3 2,332.649 kWh @ R 1.2766		2,977.86
Step 4 328.429 kWh @ R 1.2940		424.99
Step 1 1,002.053 kWh @ R 1.8908 (Billing Period 2016/12)		1,894.68
Step 2 1,002.054 kWh @ R 1.9058		1,909.71
Step 3 2,004.107 kWh @ R 1.9481		3,904.20
Step 4 282.171 kWh @ R 1.9783		558.22
Step 1 1,018.480 kWh @ R 2.0231 (Billing Period 2016/12)		2,060.49
Step 2 1,018.481 kWh @ R 2.0392		2,076.89
Step 3 2,036.961 kWh @ R 2.0844		4,245.84
Step 4 286.797 kWh @ R 2.1167		607.06
Step 1 3,975.359 kWh @ R 1.2746 (Billing Period 2016/12)		5,066.99
Step 2 3,975.360 kWh @ R 1.3340		5,303.13
Step 3 7,950.718 kWh @ R 1.3659		10,859.89
Step 4 1,119.435 kWh @ R 1.3845		1,549.86
Step 1 1,002.053 kWh @ R 2.0231 (Billing Period 2016/12)		2,027.25
Step 2 1,002.054 kWh @ R 2.0392		2,043.39
Step 3 2,004.107 kWh @ R 2.0844		4,177.36
Step 4 282.171 kWh @ R 2.1167		597.27
Step 1 1,018.480 kWh @ R 1.5215 (Billing Period 2016/12)		1,549.62
Step 2 1,018.481 kWh @ R 1.6556		1,686.20
Step 3 2,036.961 kWh @ R 1.7290		3,521.91
Step 4 286.797 kWh @ R 1.7867		512.42
Step 1 3,975.359 kWh @ R 1.3740 (Billing Period 2016/12)		5,462.14
Step 2 3,975.360 kWh @ R 1.5081		5,995.24
Step 3 7,950.718 kWh @ R 1.5815		12,574.06
Step 4 1,119.435 kWh @ R 1.6392		1,834.98
Step 1 509.240 kWh @ R 1.3740 (Billing Period 2016/12)		699.70
Step 2 509.240 kWh @ R 1.5081		767.98
Step 3 1,018.481 kWh @ R 1.5815		1,610.73
Step 4 143.399 kWh @ R 1.6392		235.06
Step 1 492.813 kWh @ R 1.5215 (Billing Period 2016/12)		749.81
Step 2 492.813 kWh @ R 1.6556		815.90
Step 3 985.627 kWh @ R 1.7290		1,704.15
Step 4 138.772 kWh @ R 1.7867		247.94
Step 1 1,018.480 kWh @ R 1.6174 (Billing Period 2016/12)		1,647.29
Step 2 1,018.481 kWh @ R 1.7599		1,792.42
Step 3 2,036.961 kWh @ R 1.8379		3,743.73
Step 4 286.797 kWh @ R 1.8993		544.71
Step 1 4,501.027 kWh @ R 1.5415 (Billing Period 2016/12)		6,938.33
Step 2 4,501.026 kWh @ R 1.6919		7,615.29
Step 3 9,002.054 kWh @ R 1.7743		15,972.34
Step 4 9,002.053 kWh @ R 1.8390		16,554.78
Step 5 7,485.327 kWh @ R 1.8987		14,212.39
Step 1 492.813 kWh @ R 1.6174 (Billing Period 2016/12)		797.08
Step 2 492.813 kWh @ R 1.7599		867.30
Step 3 985.627 kWh @ R 1.8379		1,811.48
Step 4 985.626 kWh @ R 1.8993		1,872.00
Step 5 4,790.154 kWh @ R 1.9558		9,368.58
Step 1 1,018.480 kWh @ R 1.7250 (Billing Period 2016/12)		1,756.88
Step 2 1,018.481 kWh @ R 1.8780		1,912.71
Step 3 2,036.961 kWh @ R 1.9618		3,996.11
Step 4 2,036.961 kWh @ R 2.0277		4,130.35
Step 5 9,899.653 kWh @ R 2.0884		20,674.44
Step 1 1,626.283 kWh @ R 1.6478 (Billing Period 2016/12)		2,679.79
Step 2 1,626.284 kWh @ R 1.8086		2,941.30
Step 3 3,252.566 kWh @ R 1.8966		6,168.82
Step 4 3,252.567 kWh @ R 1.9658		6,393.90
Step 5 18,455.002 kWh @ R 2.0296		37,456.27
Registered Social Landlord Rebate		0.00
Service charge		337.64
Network charge		462.60
Reversal of interim charges		1,977.05
Demand side management levy		- 1,752.34

Where can payments be made ?

Any CoJ Cash Office; any Easy Pay site; any bank (branch, ATM or internet site).
YOUR ACCOUNT NUMBER IS YOUR REFERENCE NUMBER

How can payments be made ?

By debit order, cash, debit or credit card.
KEEP ALL RECEIPTS FOR FUTURE REFERENCE

When can payments be made ?

Payments must reach CoJ on or before the due date.

Change of Address

This must be done timeously, in writing and submitted to any CoJ Municipal Regional Office.

Terminating Electricity and Water.

This must be done in writing, 7 working days before the date you want your services terminated and submitted to any CoJ Municipal Regional Office.

Account Number 550617830

Reversal of interim charges	1,389.44
Reversal of interim charges	1,141.91
Reversal of interim charges	1,894.69
Reversal of interim charges	1,808.87
Reversal of interim charges	835.02
Reversal of interim charges	3,343.53
Reversal of interim charges	2,068.19
Reversal of interim charges	893.44
Demand side management levy	98.42
Reversal of interim charges	3,247.95
Reversal of interim charges	1,436.26
Reversal of interim charges	1,454.89
Reversal of interim charges	2,799.81
Demand side management levy	4.26
Reversal of interim charges	1,546.59
Demand side management levy	- 1,171.18
Reversal of interim charges	3,181.40
Reversal of interim charges	1,071.01
Reversal of interim charges	867.87
Step 1 7,108.091 kWh @ R 1.3030 (Billing Period 2016/12)	- 9,261.84
Step 1 1,166.324 kWh @ R 1.1913 (Billing Period 2016/12)	- 1,389.44
Step 2 1,166.325 kWh @ R 1.2468	- 1,454.17
Step 3 2,332.649 kWh @ R 1.2766	- 2,977.86
Step 4 2,332.649 kWh @ R 1.2940	- 3,018.45
Step 5 601.037 kWh @ R 1.3030	- 783.15
Step 1 1,002.053 kWh @ R 1.8908 (Billing Period 2016/12)	- 1,894.68
Step 2 1,002.054 kWh @ R 1.9058	- 1,909.71
Step 3 2,004.107 kWh @ R 1.9481	- 3,904.20
Step 4 2,004.106 kWh @ R 1.9783	- 3,964.72
Step 5 516.385 kWh @ R 1.9906	- 1,027.92
Step 1 1,018.480 kWh @ R 2.0231 (Billing Period 2016/12)	- 2,060.49
Step 2 1,018.481 kWh @ R 2.0392	- 2,076.89
Step 3 2,036.961 kWh @ R 2.0844	- 4,245.84
Step 4 2,036.961 kWh @ R 2.1167	- 4,311.64
Step 5 524.850 kWh @ R 2.1299	- 1,117.88
Step 1 3,975.359 kWh @ R 1.2746 (Billing Period 2016/12)	- 5,066.99
Step 2 3,975.360 kWh @ R 1.3340	- 5,303.13
Step 3 7,950.718 kWh @ R 1.3659	- 10,859.89
Step 4 7,950.719 kWh @ R 1.3845	- 11,007.77
Step 5 2,048.607 kWh @ R 1.3942	- 2,856.17
Step 1 1,002.053 kWh @ R 2.0231 (Billing Period 2016/12)	- 2,027.25
Step 2 1,002.054 kWh @ R 2.0392	- 2,043.39
Step 3 2,004.107 kWh @ R 2.0844	- 4,177.36
Step 4 2,004.106 kWh @ R 2.1167	- 4,242.09
Step 5 516.385 kWh @ R 2.1299	- 1,099.85
Step 1 1,018.480 kWh @ R 1.5215 (Billing Period 2016/12)	- 1,549.62
Step 2 1,018.481 kWh @ R 1.6556	- 1,686.20
Step 3 2,036.961 kWh @ R 1.7290	- 3,521.91
Step 4 2,036.961 kWh @ R 1.7867	- 3,639.44
Step 5 524.850 kWh @ R 1.8399	- 965.67
Step 1 3,975.359 kWh @ R 1.3740 (Billing Period 2016/12)	- 5,462.14
Step 2 3,975.360 kWh @ R 1.5081	- 5,995.24
Step 3 7,950.718 kWh @ R 1.5815	- 12,574.06
Step 4 7,950.719 kWh @ R 1.6392	- 13,032.82
Step 5 2,048.607 kWh @ R 1.6924	- 3,467.06
Step 1 509.240 kWh @ R 1.3740 (Billing Period 2016/12)	- 699.70
Step 2 509.240 kWh @ R 1.5081	- 767.98
Step 3 1,018.481 kWh @ R 1.5815	- 1,610.73
Step 4 1,018.480 kWh @ R 1.6392	- 1,669.49
Step 5 262.425 kWh @ R 1.6924	- 444.13
Step 1 492.813 kWh @ R 1.5215 (Billing Period 2016/12)	- 749.81
Step 2 492.813 kWh @ R 1.6556	- 815.90
Step 3 985.627 kWh @ R 1.7290	- 1,704.15
Step 4 985.626 kWh @ R 1.7867	- 1,761.02
Step 5 253.959 kWh @ R 1.8399	- 467.26
Step 1 1,018.480 kWh @ R 1.6174 (Billing Period 2016/12)	- 1,647.29
Step 2 1,018.481 kWh @ R 1.7599	- 1,792.42

Where can payments be made ?
Any CoJ Cash Office; any Easy Pay site; any bank (branch, ATM or internet site).
YOUR ACCOUNT NUMBER IS YOUR REFERENCE NUMBER

How can payments be made ?
By debit order, cash, debit or credit card.
KEEP ALL RECEIPTS FOR FUTURE REFERENCE

When can payments be made ?
Payments must reach CoJ on or before the due date.

Change of Address
This must be done timeously, in writing and submitted to any CoJ Municipal Regional Office.

Terminating Electricity and Water.
This must be done in writing, 7 working days before the date you want your services terminated and submitted to any CoJ Municipal Regional Office.

91

Account Number 550617830		
Step 3 2,036.961 kWh @ R 1.8379		- 3,743.73
Step 4 2,036.961 kWh @ R 1.8993		- 3,868.80
Step 5 524.850 kWh @ R 1.9558		- 1,026.50
Step 1 4,501.027 kWh @ R 1.5415 (Billing Period 2016/12)		- 6,938.33
Step 2 4,501.026 kWh @ R 1.6919		- 7,615.29
Step 3 9,002.054 kWh @ R 1.7743		- 15,972.34
Step 4 9,002.053 kWh @ R 1.8390		- 16,554.78
Step 5 2,319.497 kWh @ R 1.8987		- 4,404.03
Step 1 492.813 kWh @ R 1.6174 (Billing Period 2016/12)		- 797.08
Step 2 492.813 kWh @ R 1.7599		- 867.30
Step 3 985.627 kWh @ R 1.8379		- 1,811.48
Step 4 985.626 kWh @ R 1.8993		- 1,872.00
Step 5 253.959 kWh @ R 1.9558		- 496.69
Step 1 1,018.480 kWh @ R 1.7250 (Billing Period 2016/12)		- 1,756.88
Step 2 1,018.481 kWh @ R 1.8780		- 1,912.71
Step 3 2,036.961 kWh @ R 1.9618		- 3,996.11
Step 4 2,036.961 kWh @ R 2.0277		- 4,130.35
Step 5 524.850 kWh @ R 2.0884		- 1,096.10
Step 1 1,626.283 kWh @ R 1.6478 (Billing Period 2016/12)		- 2,679.79
Step 2 1,626.284 kWh @ R 1.8086		- 2,941.30
Step 3 3,252.566 kWh @ R 1.8966		- 6,168.82
Step 4 3,252.567 kWh @ R 1.9658		- 6,393.90
Step 5 838.066 kWh @ R 2.0296		- 1,700.94
Registered Social Landlord Rebate		0.00
Service charge		- 337.64
Network charge		- 462.60
Step 1 262.834 kWh @ R 1.6478 (Billing Period 2016/11)		433.10
Step 2 262.833 kWh @ R 1.8086		475.36
Step 3 525.668 kWh @ R 1.8966		996.98
Step 4 525.667 kWh @ R 1.9658		1,033.36
Step 5 3,747.428 kWh @ R 2.0296		7,605.78
Service charge		0.00
Network charge		0.00
Demand side management levy		106.49
Step 1 246.407 kWh @ R 1.6478 (Billing Period 2016/11)		406.03
Step 2 246.406 kWh @ R 1.8086		445.65
Step 3 492.813 kWh @ R 1.8966		934.67
Step 4 492.813 kWh @ R 1.9658		968.77
Step 5 3,297.632 kWh @ R 2.0296		6,692.87
Service charge		337.64
Network charge		462.60
Demand side management levy		95.62
Step 1 214.521 kWh @ R 1.6478 (Billing Period 2016/11)		- 353.49
Service charge		- 337.64
Network charge		- 462.60
Demand side management levy		- 4.29
Step 1 229.979 kWh @ R 1.6478 (Billing Period 2016/10)		378.96
Step 2 229.980 kWh @ R 1.8086		415.94
Step 3 459.959 kWh @ R 1.8966		872.36
Step 4 459.959 kWh @ R 1.9658		904.19
Step 5 43,603.449 kWh @ R 2.0296		88,497.56
Service charge		0.00
Network charge		0.00
Demand side management levy		899.67
Step 1 525.667 kWh @ R 1.6478 (Billing Period 2016/10)		866.19
Step 2 525.668 kWh @ R 1.8086		950.72
Step 3 1,051.334 kWh @ R 1.8966		1,993.96
Step 4 1,051.335 kWh @ R 1.9658		2,066.71
Step 5 4,038.177 kWh @ R 2.0296		8,195.88
Service charge		337.64
Network charge		462.60
Demand side management levy		143.84
Step 1 236.712 kWh @ R 1.6478 (Billing Period 2016/10)		- 390.05
Service charge		- 337.64
Network charge		- 462.60
Demand side management levy		- 4.73
Step 1 344.969 kWh @ R 1.7250 (Billing Period 2016/09)		595.07

Where can payments be made ?
Any CoJ Cash Office; any Easy Pay site; any bank (branch, ATM or internet site).
YOUR ACCOUNT NUMBER IS YOUR REFERENCE NUMBER

How can payments be made ?
By debit order, cash, debit or credit card.
KEEP ALL RECEIPTS FOR FUTURE REFERENCE

When can payments be made ?
Payments must reach CoJ on or before the due date.

Change of Address
This must be done timeously, in writing and submitted to any CoJ Municipal Regional Office.

Terminating Electricity and Water.
This must be done in writing, 7 working days before the date you want your services terminated and submitted to any CoJ Municipal Regional Office.

5

Account Number 550617830		
Step 2 344.969 kWh @ R 1.8780		647.85
Step 3 689.939 kWh @ R 1.9618		1,353.52
Step 4 689.938 kWh @ R 2.0277		1,398.99
Step 5 2,660.410 kWh @ R 2.0884		5,556.00
Step 1 147.844 kWh @ R 1.6478 (Billing Period 2016/09)		243.62
Step 2 147.844 kWh @ R 1.8086		267.39
Step 3 295.688 kWh @ R 1.8966		560.80
Step 4 295.688 kWh @ R 1.9658		581.26
Step 5 1,140.175 kWh @ R 2.0296		2,314.10
Service charge		337.64
Network charge		462.60
Demand side management levy		135.15
Step 1 176.055 kWh @ R 1.7250 (Billing Period 2016/09)		- 303.69
Step 1 75.452 kWh @ R 1.6478 (Billing Period 2016/09)		- 124.33
Service charge		- 337.64
Network charge		- 462.60
Demand side management levy		- 5.03
Step 1 443.532 kWh @ R 1.7250 (Billing Period 2016/08)		765.09
Step 2 443.532 kWh @ R 1.8780		832.95
Step 3 887.063 kWh @ R 1.9618		1,740.24
Step 4 887.064 kWh @ R 2.0277		1,798.70
Step 5 3,453.814 kWh @ R 2.0884		7,212.95
Service charge		337.64
Network charge		462.60
Demand side management levy		122.30
Step 1 292.932 kWh @ R 1.7250 (Billing Period 2016/08)		- 505.31
Service charge		- 337.64
Network charge		- 462.60
Demand side management levy		- 5.86
Step 1 344.969 kWh @ R 1.6174 (Billing Period 2016/07)		557.95
Step 2 344.969 kWh @ R 1.7599		607.11
Step 3 689.939 kWh @ R 1.8379		1,268.04
Step 4 689.938 kWh @ R 1.8993		1,310.40
Step 5 2,686.300 kWh @ R 1.9558		5,253.87
Step 1 229.979 kWh @ R 1.7250 (Billing Period 2016/07)		396.71
Step 2 229.980 kWh @ R 1.8780		431.90
Step 3 459.959 kWh @ R 1.9618		902.35
Step 4 459.959 kWh @ R 2.0277		932.66
Step 5 1,790.866 kWh @ R 2.0884		3,740.05
Service charge		337.64
Network charge		462.60
Demand side management levy		158.54
Step 1 227.836 kWh @ R 1.6174 (Billing Period 2016/07)		- 368.50
Step 1 151.890 kWh @ R 1.7250 (Billing Period 2016/07)		- 262.01
Service charge		- 337.64
Network charge		- 462.60
Demand side management levy		- 7.59
Step 1 328.542 kWh @ R 1.5415 (Billing Period 2016/06)		506.45
Step 2 328.542 kWh @ R 1.6919		555.86
Step 3 657.084 kWh @ R 1.7743		1,165.86
Step 4 657.085 kWh @ R 1.8390		1,208.38
Step 5 2,558.381 kWh @ R 1.8987		4,857.60
Step 1 147.844 kWh @ R 1.6174 (Billing Period 2016/06)		239.12
Step 2 147.844 kWh @ R 1.7599		260.19
Step 3 295.688 kWh @ R 1.8379		543.44
Step 4 295.688 kWh @ R 1.8993		561.60
Step 5 1,151.271 kWh @ R 1.9558		2,251.66
Service charge		315.86
Network charge		432.77
Demand side management levy		131.36
Step 1 216.986 kWh @ R 1.5415 (Billing Period 2016/06)		- 334.48
Step 1 97.644 kWh @ R 1.6174 (Billing Period 2016/06)		- 157.93
Service charge		- 315.86
Network charge		- 432.77
Demand side management levy		- 6.29
Step 1 492.813 kWh @ R 1.5415 (Billing Period 2016/05)		759.67
Step 2 492.813 kWh @ R 1.6919		833.79

Where can payments be made ?

Any CoJ Cash Office; any Easy Pay site; any bank (branch, ATM or internet site).
YOUR ACCOUNT NUMBER IS YOUR REFERENCE NUMBER

How can payments be made ?

By debit order, cash, debit or credit card.
KEEP ALL RECEIPTS FOR FUTURE REFERENCE

When can payments be made ?

Payments must reach CoJ on or before the due date.

Change of Address

This must be done timeously, in writing and submitted to any CoJ Municipal Regional Office.

Terminating Electricity and Water.

This must be done in writing, 7 working days before the date you want your services terminated and submitted to any CoJ Municipal Regional Office.

93

Account Number 550617830		
Step 3 985.627 kWh @ R 1.7743		1,748.80
Step 4 985.626 kWh @ R 1.8390		1,812.57
Step 5 3,807.982 kWh @ R 1.8987		7,230.22
Service charge		315.86
Network charge		432.77
Demand side management levy		135.30
Step 1 266.301 kWh @ R 1.5415 (Billing Period 2016/05)		- 410.50
Service charge		- 315.86
Network charge		- 432.77
Demand side management levy		- 5.33
Step 1 542.094 kWh @ R 1.5415 (Billing Period 2016/04)		835.64
Step 2 542.095 kWh @ R 1.6919		917.17
Step 3 1,084.189 kWh @ R 1.7743		1,923.68
Step 4 1,084.189 kWh @ R 1.8390		1,993.82
Step 5 34,539.076 kWh @ R 1.8987		65,579.34
Service charge		315.86
Network charge		432.77
Demand side management levy		755.83
Step 1 244.110 kWh @ R 1.5415 (Billing Period 2016/04)		- 376.29
Service charge		- 315.86
Network charge		- 432.77
Demand side management levy		- 4.88
Step 1 214.521 kWh @ R 1.5415 (Billing Period 2016/03)		330.68
Service charge		315.86
Network charge		432.77
Demand side management levy		4.29
Step 1 214.521 kWh @ R 1.5415 (Billing Period 2016/03)		- 330.68
Service charge		- 315.86
Network charge		- 432.77
Demand side management levy		- 4.29
Step 1 206.137 kWh @ R 1.5215 (Billing Period 2015/07)		313.64
Step 1 184.438 kWh @ R 1.6174 (Billing Period 2015/07)		298.31
Service charge		315.86
Network charge		432.77
Demand side management levy		7.81
Step 1 558.522 kWh @ R 2.0231 (Billing Period 2013/08)		1,129.95
Step 2 558.521 kWh @ R 2.0392		1,138.94
Step 3 316.816 kWh @ R 2.0844		660.37
Service charge		394.68
Network charge		224.06
Demand side management levy		14.34
Step 1 295.688 kWh @ R 1.8908 (Billing Period 2013/07)		559.09
Step 2 295.688 kWh @ R 1.9058		563.52
Step 3 167.726 kWh @ R 1.9481		326.75
Step 1 197.125 kWh @ R 2.0231 (Billing Period 2013/07)		398.80
Step 2 197.126 kWh @ R 2.0392		401.98
Step 3 111.817 kWh @ R 2.0844		233.07
Service charge		394.68
Network charge		224.06
Demand side management levy		12.65
Step 1 459.959 kWh @ R 1.8908 (Billing Period 2013/06)		869.69
Step 2 459.959 kWh @ R 1.9058		876.59
Step 3 260.907 kWh @ R 1.9481		508.27
Service charge		418.84
Network charge		159.43
Demand side management levy		23.62
Step 1 146.633 kWh @ R 1.3030 (Billing Period 2013/05)		191.06
Step 1 1,166.324 kWh @ R 1.1913 (Billing Period 2013/05)		1,389.44
Step 2 915.870 kWh @ R 1.2468		1,141.91
Step 1 246.407 kWh @ R 1.8908 (Billing Period 2013/05)		465.91
Step 2 193.493 kWh @ R 1.9058		368.76
Service charge		418.84
Network charge		159.43
Demand side management levy		53.37
Step 1 875.263 kWh @ R 1.3030 (Billing Period 2013/02)		1,140.47
Service charge		418.84
Network charge		159.43

Where can payments be made ?

Any CoJ Cash Office; any Easy Pay site; any bank (branch, ATM or internet site).

YOUR ACCOUNT NUMBER IS YOUR REFERENCE NUMBER

How can payments be made ?

By debit order, cash, debit or credit card.

KEEP ALL RECEIPTS FOR FUTURE REFERENCE

When can payments be made ?

Payments must reach CoJ on or before the due date.

Change of Address

This must be done limeously, in writing and submitted to any CoJ Municipal Regional Office.

Terminating Electricity and Water.

This must be done in writing, 7 working days before the date you want your services terminated and submitted to any CoJ Municipal Regional Office.

15

94

Account Number 550617830

Demand side management levy	17.51
Step 1 495.409 kWh @ R 1.3030 (Billing Period 2013/01)	645.52
Service charge	418.84
Network charge	159.43
Demand side management levy	9.91
Step 1 333.000 kWh @ R 1.3030 (Billing Period 2012/12)	433.90
Demand side management levy	6.66
Service charge	418.84
Network charge	159.43
Reversal of interim charges	- 586.11
Reversal of interim charges	- 616.60
Demand side management levy	150.10
Reversal of interim charges	- 638.48
Reversal of interim charges	- 4,529.30
Step 1 52.916 kWh @ R 1.7780 (Billing Period 2012/11)	94.08
Step 1 5,405.793 kWh @ R 1.1638 (Billing Period 2012/11)	6,291.26
Step 1 1,962.910 kWh @ R 1.7780 (Billing Period 2012/11)	3,490.05
Step 1 1,995.089 kWh @ R 1.9906 (Billing Period 2012/11)	3,971.42
Step 1 2,744.292 kWh @ R 1.3030 (Billing Period 2012/11)	3,575.81
Service charge	418.84
Network charge	159.43
Step 1 3,416.859 kWh @ R 1.3030 (Billing Period 2012/10)	4,452.17
Service charge	418.84
Network charge	159.43
Demand side management levy	68.34
Step 1 67.653 kWh @ R 1.9906 (Billing Period 2012/09)	134.67
Step 1 59.197 kWh @ R 1.3030 (Billing Period 2012/09)	77.13
Service charge	418.84
Network charge	159.43
Demand side management levy	2.54
Step 1 180.575 kWh @ R 1.9906 (Billing Period 2012/08)	359.45
Service charge	418.84
Network charge	159.43
Demand side management levy	3.61
Step 1 89.257 kWh @ R 1.7780 (Billing Period 2012/07)	158.70
Step 1 72.521 kWh @ R 1.9906 (Billing Period 2012/07)	144.36
Service charge	418.84
Network charge	159.43
Demand side management levy	3.24
Step 1 168.340 kWh @ R 1.7780 (Billing Period 2012/06)	299.31
Service charge	374.10
Network charge	142.40
Demand side management levy	3.37
Step 1 64.275 kWh @ R 1.1638 (Billing Period 2012/05)	74.80
Step 1 68.866 kWh @ R 1.7780 (Billing Period 2012/05)	122.44
Service charge	374.10
Network charge	142.40
Demand side management levy	2.66
Step 1 242.428 kWh @ R 1.1638 (Billing Period 2012/04)	282.14
Service charge	374.10
Network charge	142.40
Demand side management levy	4.85
Step 1 97.560 kWh @ R 1.1638 (Billing Period 2012/03)	113.54
Service charge	374.10
Network charge	142.40
Demand side management levy	1.95
Step 1 26.169 kWh @ R 1.1638 (Billing Period 2012/01)	30.46
Service charge	374.10
Network charge	142.40
Demand side management levy	0.52
Step 1 22.997 kWh @ R 1.1638 (Billing Period 2011/12)	26.76
Service charge	374.10
Network charge	142.40
Demand side management levy	0.46
Step 1 28.746 kWh @ R 1.1638 (Billing Period 2011/11)	33.46
Service charge	374.10
Network charge	142.40

Where can payments be made ?
Any CoJ Cash Office; any Easy Pay site; any bank (branch, ATM or internet site).
YOUR ACCOUNT NUMBER IS YOUR REFERENCE NUMBER

How can payments be made ?
By debit order, cash, debit or credit card.
KEEP ALL RECEIPTS FOR FUTURE REFERENCE

When can payments be made ?
Payments must reach CoJ on or before the due date.

Change of Address
This must be done timeously, in writing and submitted to any CoJ Municipal Regional Office.

Terminating Electricity and Water.
This must be done in writing, 7 working days before the date you want your services terminated and submitted to any CoJ Municipal Regional Office.

15

95

Account Number 550617830		
Demand side management levy		0.57
Step 1 31.720 kWh @ R 1.1638 (Billing Period 2011/10)		36.92
Service charge		374.10
Network charge		142.40
Demand side management levy		0.63
Step 1 3.183 kWh @ R 1.7780 (Billing Period 2011/09)		5.66
Step 1 15.915 kWh @ R 1.1638 (Billing Period 2011/09)		18.52
Service charge		374.10
Network charge		142.40
Demand side management levy		0.38
Step 1 262.834 kWh @ R 2.0231 (Billing Period 2013/09)		531.74
Step 2 258.569 kWh @ R 2.0392		527.27
Step 1 197.125 kWh @ R 1.2746 (Billing Period 2013/09)		251.26
Step 2 193.928 kWh @ R 1.3340		258.70
Service charge		394.68
Network charge		224.06
Demand side management levy		9.12
Step 1 173.589 kWh @ R 1.3740 (Billing Period 2015/06)		238.51
Step 1 119.342 kWh @ R 1.5215 (Billing Period 2015/06)		181.58
Service charge		281.54
Network charge		385.75
Demand side management levy		2.93
Step 1 133.151 kWh @ R 1.3740 (Billing Period 2015/05)		182.95
Demand side management levy		1.33
Step 1 133.151 kWh @ R 1.3740 (Billing Period 2015/05)		182.95
Service charge		281.54
Network charge		385.75
Demand side management levy		1.33
Step 1 244.110 kWh @ R 1.3740 (Billing Period 2015/04)		335.41
Service charge		281.54
Network charge		385.75
Demand side management levy		2.44
Step 1 221.918 kWh @ R 1.3740 (Billing Period 2015/03)		304.92
Service charge		281.54
Network charge		385.75
Demand side management levy		2.22
Step 1 199.726 kWh @ R 1.3740 (Billing Period 2015/02)		274.42
Service charge		281.54
Network charge		385.75
Demand side management levy		2.00
Step 1 213.041 kWh @ R 1.3740 (Billing Period 2015/01)		292.72
Service charge		281.54
Network charge		385.75
Demand side management levy		2.13
Step 1 159.781 kWh @ R 1.3740 (Billing Period 2014/12)		219.54
Service charge		281.54
Network charge		385.75
Demand side management levy		1.60
Step 1 221.918 kWh @ R 1.3740 (Billing Period 2014/11)		304.92
Service charge		281.54
Network charge		385.75
Demand side management levy		2.22
Step 1 236.712 kWh @ R 1.3740 (Billing Period 2014/10)		325.24
Service charge		281.54
Network charge		385.75
Demand side management levy		2.37
Step 1 142.521 kWh @ R 1.5215 (Billing Period 2014/09)		216.85
Step 1 100.603 kWh @ R 1.3740 (Billing Period 2014/09)		138.23
Service charge		281.54
Network charge		385.75
Demand side management levy		2.43
Step 1 336.329 kWh @ R 1.5215 (Billing Period 2014/08)		511.72
Service charge		281.54
Network charge		385.75
Demand side management levy		3.36
Step 1 525.667 kWh @ R 1.2746 (Billing Period 2013/10)		670.02
Step 2 394.457 kWh @ R 1.3340		526.21

Where can payments be made ?

Any CoJ Cash Office; any Easy Pay site; any bank (branch, ATM or internet site).
YOUR ACCOUNT NUMBER IS YOUR REFERENCE NUMBER

How can payments be made ?

By debit order, cash, debit or credit card.
KEEP ALL RECEIPTS FOR FUTURE REFERENCE

When can payments be made ?

Payments must reach CoJ on or before the due date.

Change of Address

This must be done timeously, in writing and submitted to any CoJ Municipal Regional Office.

Terminating Electricity and Water.

This must be done in writing, 7 working days before the date you want your services terminated and submitted to any CoJ Municipal Regional Office.

15

96

Account Number 550617830

Service charge	394.68
Network charge	224.06
Demand side management levy	9.20
Step 1 509.240 kWh @ R 1.2746 (Billing Period 2013/11)	649.08
Step 2 488.267 kWh @ R 1.3340	651.35
Service charge	394.68
Network charge	224.06
Demand side management levy	9.98
Step 1 221.901 kWh @ R 1.2746 (Billing Period 2013/12)	282.84
Service charge	394.68
Network charge	224.06
Demand side management levy	2.22
Step 1 287.961 kWh @ R 1.2746 (Billing Period 2014/01)	367.03
Service charge	394.68
Network charge	224.06
Demand side management levy	2.88
Step 1 207.123 kWh @ R 1.2746 (Billing Period 2014/02)	264.00
Service charge	394.68
Network charge	224.06
Demand side management levy	2.07
Step 1 195.288 kWh @ R 2.0231 (Billing Period 2014/07)	395.09
Step 1 151.890 kWh @ R 1.5215 (Billing Period 2014/07)	231.10
Service charge	281.54
Network charge	385.75
Demand side management levy	3.47
Step 1 314.630 kWh @ R 2.0231 (Billing Period 2014/06)	636.53
Service charge	394.68
Network charge	224.06
Demand side management levy	3.15
Step 1 177.534 kWh @ R 1.2746 (Billing Period 2014/05)	226.29
Step 1 124.274 kWh @ R 2.0231 (Billing Period 2014/05)	251.42
Service charge	394.68
Network charge	224.06
Demand side management levy	3.02
Step 1 207.123 kWh @ R 1.2746 (Billing Period 2014/03)	264.00
Service charge	394.68
Network charge	224.06
Demand side management levy	2.07
Step 1 214.521 kWh @ R 1.2746 (Billing Period 2014/04)	273.43
Service charge	394.68
Network charge	224.06
Demand side management levy	2.15
Step 1 143.507 kWh @ R 1.0168 (Billing Period 2016/05)	145.92
Extended Social Package Grant	0.00
Service charge	105.29
Network charge	424.86
Demand side management levy	0.00
Step 1 126.937 kWh @ R 1.0168 (Billing Period 2016/04)	129.07
Extended Social Package Grant	0.00
Service charge	105.29
Network charge	424.86
Demand side management levy	0.00
Step 1 157.315 kWh @ R 1.0168 (Billing Period 2016/06)	159.96
Extended Social Package Grant	0.00
Service charge	105.29
Network charge	424.86
Demand side management levy	0.00
Step 1 111.847 kWh @ R 1.0168 (Billing Period 2016/07)	113.73
Step 1 74.564 kWh @ R 1.0818 (Billing Period 2016/07)	80.66
Extended Social Package Grant	0.00
Service charge	112.02
Network charge	452.03
Demand side management levy	0.00
Step 1 137.145 kWh @ R 1.0818 (Billing Period 2016/08)	148.36
Extended Social Package Grant	0.00
Service charge	112.02
Network charge	452.03

Where can payments be made ?

Any CoJ Cash Office; any Easy Pay site; any bank (branch, ATM or internet site).
YOUR ACCOUNT NUMBER IS YOUR REFERENCE NUMBER

How can payments be made ?

By debit order, cash, debit or credit card.
KEEP ALL RECEIPTS FOR FUTURE REFERENCE

When can payments be made ?

Payments must reach CoJ on or before the due date.

Change of Address

This must be done timeously, in writing and submitted to any CoJ Municipal Regional Office.

Terminating Electricity and Water.

This must be done in writing, 7 working days before the date you want your services terminated and submitted to any CoJ Municipal Regional Office.



97

Account Number 550617830

Demand side management levy	0.00	
Step 1 97.249 kWh @ R 1.0168 (Billing Period 2016/03)	98.88	
Extended Social Package Grant	0.00	
Service charge	105.29	
Network charge	424.86	
Demand side management levy	0.00	
Step 1 91.874 kWh @ R 1.0168 (Billing Period 2016/02)	93.42	
Extended Social Package Grant	0.00	
Service charge	105.29	
Network charge	424.86	
Demand side management levy	0.00	
Step 1 103.562 kWh @ R 1.0168 (Billing Period 2016/01)	105.30	
Extended Social Package Grant	0.00	
Service charge	105.29	
Network charge	424.86	
Demand side management levy	0.00	
Step 1 97.841 kWh @ R 1.0168 (Billing Period 2015/12)	99.48	
Extended Social Package Grant	0.00	
Service charge	105.29	
Network charge	424.86	
Demand side management levy	0.00	
Step 1 103.562 kWh @ R 1.0168 (Billing Period 2015/11)	105.30	
Extended Social Package Grant	0.00	
Service charge	105.29	
Network charge	424.86	
Demand side management levy	0.00	
Step 1 108.000 kWh @ R 1.0168 (Billing Period 2015/10)	109.81	
Extended Social Package Grant	0.00	
Service charge	105.29	
Network charge	424.86	
Demand side management levy	0.00	
Step 1 133.151 kWh @ R 1.0818 (Billing Period 2016/09)	144.04	
Extended Social Package Grant	0.00	
Service charge	112.02	
Network charge	452.03	
Demand side management levy	0.00	
Step 1 115.200 kWh @ R 1.0818 (Billing Period 2016/10)	124.62	
Extended Social Package Grant	0.00	
Service charge	112.02	
Network charge	452.03	
Demand side management levy	0.00	
Step 1 43.200 kWh @ R 1.0818 (Billing Period 2016/11)	46.73	
Extended Social Package Grant	0.00	
Service charge	112.02	
Network charge	452.03	
Demand side management levy	0.00	
Reversal of interim charges	- 1,007.83	
Demand side management levy	- 0.95	
Reversal of interim charges	0.00	
Reversal of interim charges	- 1,359.07	
Reversal of interim charges	- 1,537.44	
Reversal of interim charges	- 544.41	
Step 1 112.359 kWh @ R 0.9454 (Billing Period 2016/12)	106.22	
Step 1 1,007.072 kWh @ R 0.9454 (Billing Period 2016/12)	952.09	
Step 1 1,518.931 kWh @ R 0.9063 (Billing Period 2016/12)	1,376.61	
Step 1 1,523.092 kWh @ R 1.0168 (Billing Period 2016/12)	1,548.68	
Step 1 611.734 kWh @ R 1.0818 (Billing Period 2016/12)	661.77	
Extended Social Package Grant	0.00	
Demand side management levy	2.25	
Demand side management levy	0.00	
Registered Social Landlord Rebate	0.00	
Registered Social Landlord Rebate	0.00	
Registered Social Landlord Rebate	0.00	
Registered Social Landlord Rebate	0.00	
Registered Social Landlord Rebate	0.00	
Service charge	112.02	
Network charge	452.03	

Where can payments be made ?
Any CoJ Cash Office; any Easy Pay site; any bank (branch, ATM or internet site).
YOUR ACCOUNT NUMBER IS YOUR REFERENCE NUMBER

How can payments be made ?
By debit order, cash, debit or credit card.
KEEP ALL RECEIPTS FOR FUTURE REFERENCE

When can payments be made ?
Payments must reach CoJ on or before the due date.

Change of Address
This must be done timeously, in writing and submitted to any CoJ Municipal Regional Office.

Terminating Electricity and Water.
This must be done in writing, 7 working days before the date you want your services terminated and submitted to any CoJ Municipal Regional Office.

15

98

Account Number 550617830

Step 1 1,149.897 kWh @ R 1.0818 (Billing Period 2017/02)	1,243.96	
Step 2 1,149.898 kWh @ R 1.2415	1,427.60	
Step 3 2,299.794 kWh @ R 1.3331	3,065.86	
Step 4 2,299.795 kWh @ R 1.4065	3,234.66	
Step 5 488,069.428 kWh @ R 1.4755	720,146.44	
Extended Social Package Grant	0.00	
Demand side management levy	0.00	
Demand side management levy	9,876.38	
Service charge	112.02	
Network charge	452.03	
Step 1 574.949 kWh @ R 1.0818 (Billing Period 2017/03)	621.98	
Step 2 574.948 kWh @ R 1.2415	713.80	
Step 3 1,149.898 kWh @ R 1.3331	1,532.93	
Step 4 1,149.897 kWh @ R 1.4065	1,617.33	
Step 5 22,375.688 kWh @ R 1.4755	33,015.33	
Extended Social Package Grant	0.00	
Service charge	112.02	
Network charge	452.03	
Demand side management levy	0.00	
Demand side management levy	505.01	
Step 1 344.969 kWh @ R 1.0818 (Billing Period 2017/04)	373.19	
Step 2 344.969 kWh @ R 1.2415	428.28	
Step 3 689.939 kWh @ R 1.3331	919.76	
Step 4 689.938 kWh @ R 1.4065	970.40	
Step 5 13,425.413 kWh @ R 1.4755	19,809.20	
Extended Social Package Grant	0.00	
Service charge	112.02	
Network charge	452.03	
Demand side management levy	0.00	
Demand side management levy	303.00	
Reversal of interim charges	- 995.17	
Reversal of interim charges	- 1,142.08	
Reversal of interim charges	- 2,452.69	
Reversal of interim charges	- 2,587.73	
Reversal of interim charges	- 52,824.53	
Reversal of interim charges	0.00	
Reversal of interim charges	- 808.01	
Step 1 1,494.867 kWh @ R 1.0818 (Billing Period 2017/05)	1,617.15	
Step 2 1,494.866 kWh @ R 1.2415	1,855.88	
Step 3 2,989.733 kWh @ R 1.3331	3,985.61	
Step 4 2,989.733 kWh @ R 1.4065	4,205.06	
Step 5 161,002.801 kWh @ R 1.4755	237,559.63	
Extended Social Package Grant	0.00	
Demand side management levy	0.00	
Demand side management levy	3,369.54	
Registered Social Landlord Rebate	0.00	
Service charge	112.02	
Network charge	452.03	
Step 1 328.542 kWh @ R 1.0818 (Billing Period 2017/06)	355.42	
Step 2 328.542 kWh @ R 1.2415	407.88	
Step 3 657.084 kWh @ R 1.3331	875.96	
Step 4 657.085 kWh @ R 1.4065	924.19	
Step 5 48,677.747 kWh @ R 1.4755	71,824.02	
Extended Social Package Grant	0.00	
Demand side management levy	0.00	
Demand side management levy	1,006.40	
Service charge	112.02	
Network charge	452.03	
Step 1 81,387.000 kWh @ R 0.9710 (Billing Period 2017/07)	79,026.78	
Demand side management levy	0.00	
Service charge	115.11	
Network charge	464.50	
Step 1 7,407.840 kWh @ R 0.9710 (Billing Period 2017/08)	7,193.01	
Step 1 38,891.160 kWh @ R 0.9931 (Billing Period 2017/08)	38,622.81	
Demand side management levy	0.00	
Service charge	115.11	
Network charge	464.50	

Where can payments be made ?
Any CoJ Cash Office; any Easy Pay site; any bank (branch, ATM or internet site).
YOUR ACCOUNT NUMBER IS YOUR REFERENCE NUMBER

How can payments be made ?
By debit order, cash, debit or credit card.
KEEP ALL RECEIPTS FOR FUTURE REFERENCE

When can payments be made ?
Payments must reach CoJ on or before the due date.

Change of Address
This must be done timeously, in writing and submitted to any CoJ Municipal Regional Office.

Terminating Electricity and Water.
This must be done in writing, 7 working days before the date you want your services terminated and submitted to any CoJ Municipal Regional Office.

TH 5

Account Number 550617830

Step 1 90,572.000 kWh @ R 0.9931 (Billing Period 2017/09)	89,947.05	
Demand side management levy	0.00	
Service charge	115.11	
Network charge	464.50	
Step 1 137,589 kWh @ R 1.0168 (Billing Period 2015/09)	139.90	
Extended Social Package Grant	0.00	
Service charge	105.29	
Network charge	424.86	
Demand side management levy	0.00	
Step 1 36,146 kWh @ R 0.9454 (Billing Period 2013/10)	34.17	
Extended Social Package Grant	0.00	
Service charge	293.43	
Network charge	139.78	
Demand side management levy	0.36	
Step 1 58,685 kWh @ R 0.9454 (Billing Period 2013/11)	55.48	
Step 1 48,329 kWh @ R 0.9454 (Billing Period 2013/11)	45.69	
Extended Social Package Grant	0.00	
Service charge	293.43	
Network charge	139.78	
Demand side management levy	0.59	
Demand side management levy	0.00	
Step 1 82,060 kWh @ R 0.9454 (Billing Period 2013/12)	77.58	
Extended Social Package Grant	0.00	
Service charge	293.43	
Network charge	139.78	
Demand side management levy	0.00	
Step 1 124,274 kWh @ R 0.9454 (Billing Period 2014/01)	117.49	
Extended Social Package Grant	0.00	
Service charge	293.43	
Network charge	139.78	
Demand side management levy	0.00	
Step 1 95,277 kWh @ R 0.9454 (Billing Period 2014/02)	90.07	
Extended Social Package Grant	0.00	
Service charge	293.43	
Network charge	139.78	
Demand side management levy	0.00	
Step 1 93,896 kWh @ R 0.9454 (Billing Period 2014/03)	88.77	
Extended Social Package Grant	0.00	
Service charge	293.43	
Network charge	139.78	
Demand side management levy	0.00	
Step 1 111,551 kWh @ R 0.9454 (Billing Period 2014/04)	105.46	
Extended Social Package Grant	0.00	
Service charge	293.43	
Network charge	139.78	
Demand side management levy	0.00	
Step 1 162,641 kWh @ R 0.9454 (Billing Period 2014/05)	153.76	
Extended Social Package Grant	0.00	
Service charge	293.43	
Network charge	139.78	
Demand side management levy	0.00	
Step 1 157,315 kWh @ R 0.9454 (Billing Period 2014/06)	148.73	
Extended Social Package Grant	0.00	
Service charge	293.43	
Network charge	139.78	
Demand side management levy	0.00	
Step 1 95,868 kWh @ R 0.9454 (Billing Period 2014/07)	90.63	
Step 1 74,564 kWh @ R 0.9063 (Billing Period 2014/07)	67.58	
Extended Social Package Grant	0.00	
Service charge	93.85	
Network charge	378.70	
Demand side management levy	0.00	
Step 1 157,463 kWh @ R 0.9063 (Billing Period 2014/08)	142.71	
Extended Social Package Grant	0.00	
Service charge	93.85	
Network charge	378.70	
Demand side management levy	0.00	

Where can payments be made ?

Any CoJ Cash Office; any Easy Pay site; any bank (branch, ATM or internet site).

YOUR ACCOUNT NUMBER IS YOUR REFERENCE NUMBER

How can payments be made ?

By debit order, cash, debit or credit card.

KEEP ALL RECEIPTS FOR FUTURE REFERENCE

When can payments be made ?

Payments must reach CoJ on or before the due date.

Change of Address

This must be done timeously, in writing and submitted to any CoJ Municipal Regional Office.

Terminating Electricity and Water.

This must be done in writing, 7 working days before the date you want your services terminated and submitted to any CoJ Municipal Regional Office.

(100)

Account Number 550617830			
Step 1 128.712 kWh @ R 0.9063 (Billing Period 2014/09)		116.65	
Extended Social Package Grant		0.00	
Service charge		93.85	
Network charge		378.70	
Demand side management levy		0.00	
Step 1 142.225 kWh @ R 1.0168 (Billing Period 2015/08)		144.61	
Extended Social Package Grant		0.00	
Service charge		105.29	
Network charge		424.86	
Demand side management levy		0.00	
Step 1 101.195 kWh @ R 0.9063 (Billing Period 2015/07)		91.71	
Step 1 90.542 kWh @ R 1.0168 (Billing Period 2015/07)		92.06	
Extended Social Package Grant		0.00	
Service charge		105.29	
Network charge		424.86	
Demand side management levy		0.00	
Step 1 146.466 kWh @ R 0.9063 (Billing Period 2015/06)		132.74	
Extended Social Package Grant		0.00	
Service charge		93.85	
Network charge		378.70	
Demand side management levy		0.00	
Step 1 143.507 kWh @ R 0.9063 (Billing Period 2015/05)		130.06	
Extended Social Package Grant		0.00	
Service charge		93.85	
Network charge		378.70	
Demand side management levy		0.00	
Step 1 126.937 kWh @ R 0.9063 (Billing Period 2015/04)		115.04	
Extended Social Package Grant		0.00	
Service charge		93.85	
Network charge		378.70	
Demand side management levy		0.00	
Step 1 100.603 kWh @ R 0.9063 (Billing Period 2015/03)		91.18	
Extended Social Package Grant		0.00	
Service charge		93.85	
Network charge		378.70	
Demand side management levy		0.00	
Step 1 91.874 kWh @ R 0.9063 (Billing Period 2015/02)		83.27	
Extended Social Package Grant		0.00	
Service charge		93.85	
Network charge		378.70	
Demand side management levy		0.00	
Step 1 124.274 kWh @ R 0.9063 (Billing Period 2015/01)		112.63	
Extended Social Package Grant		0.00	
Service charge		93.85	
Network charge		378.70	
Demand side management levy		0.00	
Step 1 85.216 kWh @ R 0.9063 (Billing Period 2014/12)		77.23	
Extended Social Package Grant		0.00	
Service charge		93.85	
Network charge		378.70	
Demand side management levy		0.00	
Step 1 103.562 kWh @ R 0.9063 (Billing Period 2014/11)		93.86	
Extended Social Package Grant		0.00	
Service charge		93.85	
Network charge		378.70	
Demand side management levy		0.00	
Step 1 115.200 kWh @ R 0.9063 (Billing Period 2014/10)		104.41	
Extended Social Package Grant		0.00	
Service charge		93.85	
Network charge		378.70	
Demand side management levy		0.00	
VAT: 14.00%		262,464.76	2,137,213.06
City of Johannesburg			
Property Rates	VAT No. 4760117194		

Where can payments be made ?
Any CoJ Cash Office; any Easy Pay site; any bank (branch, ATM or internet site).
YOUR ACCOUNT NUMBER IS YOUR REFERENCE NUMBER

How can payments be made ?
By debit order, cash, debit or credit card.
KEEP ALL RECEIPTS FOR FUTURE REFERENCE

When can payments be made ?
Payments must reach CoJ on or before the due date.

Change of Address
This must be done timeously, in writing and submitted to any CoJ Municipal Regional Office.

Terminating Electricity and Water.
This must be done in writing, 7 working days before the date you want your services terminated and submitted to any CoJ Municipal Regional Office.

TH 15

Account Number 550617830

Category of Property: Property Rates Residential

The property rates are based on the market values of the property and are calculated as follows:

R 14,200,000.00 X R 0.0065310 / 12 (Billing Period 2015/07)	7,728.35
Less rates on first R200 000.00 of market value	- 51.40
Less rates on first R200 000.00 of market value	- 57.45
R 14,200,000.00 X R 0.0065310 / 12 (Billing Period 2015/08)	7,728.35
Less rates on first R200 000.00 of market value	- 108.85
R 14,200,000.00 X R 0.0065310 / 12 (Billing Period 2015/09)	7,728.35
Less rates on first R200 000.00 of market value	- 108.85
R 14,200,000.00 X R 0.0065310 / 12 (Billing Period 2015/10)	7,728.35
Less rates on first R200 000.00 of market value	- 108.85
R 14,200,000.00 X R 0.0065310 / 12 (Billing Period 2015/11)	7,728.35
Less rates on first R200 000.00 of market value	- 108.85
R 14,200,000.00 X R 0.0065310 / 12 (Billing Period 2015/12)	7,728.35
Less rates on first R200 000.00 of market value	- 108.85
R 14,200,000.00 X R 0.0065310 / 12 (Billing Period 2016/01)	7,728.35
Less rates on first R200 000.00 of market value	- 108.85
R 14,200,000.00 X R 0.0065310 / 12 (Billing Period 2016/02)	7,728.35
Less rates on first R200 000.00 of market value	- 108.85
R 14,200,000.00 X R 0.0065310 / 12 (Billing Period 2016/03)	7,728.35
Less rates on first R200 000.00 of market value	- 108.85
R 14,200,000.00 X R 0.0061610 / 12 (Billing Period 2015/06)	7,290.52
Less rates on first R200 000.00 of market value	- 102.68
R 14,200,000.00 X R 0.0061610 / 12 (Billing Period 2015/05)	7,290.52
Less rates on first R200 000.00 of market value	- 102.68
R 14,200,000.00 X R 0.0061610 / 12 (Billing Period 2015/04)	7,290.52
Less rates on first R200 000.00 of market value	- 102.68
R 14,200,000.00 X R 0.0061610 / 12 (Billing Period 2015/03)	7,290.52
Less rates on first R200 000.00 of market value	- 102.68
R 14,200,000.00 X R 0.0061610 / 12 (Billing Period 2015/02)	7,290.52
Less rates on first R200 000.00 of market value	- 102.68
R 14,200,000.00 X R 0.0061610 / 12 (Billing Period 2015/01)	7,290.52
Less rates on first R200 000.00 of market value	- 102.68
R 14,200,000.00 X R 0.0061610 / 12 (Billing Period 2014/12)	7,290.52
Less rates on first R200 000.00 of market value	- 102.68
R 14,200,000.00 X R 0.0061610 / 12 (Billing Period 2014/11)	7,290.52
Less rates on first R200 000.00 of market value	- 102.68
R 14,200,000.00 X R 0.0061610 / 12 (Billing Period 2014/10)	7,290.52
Less rates on first R200 000.00 of market value	- 102.68
R 14,200,000.00 X R 0.0073450 / 12 (Billing Period 2017/09)	8,691.58
Less rates on first R200 000.00 of market value	- 122.42
R 14,200,000.00 X R 0.0073450 / 12 (Billing Period 2017/08)	8,691.58
Less rates on first R200 000.00 of market value	- 122.42
R 14,200,000.00 X R 0.0073450 / 12 (Billing Period 2017/07)	8,691.58
Less rates on first R200 000.00 of market value	- 46.81
Less rates on first R200 000.00 of market value	- 75.61
R 14,200,000.00 X R 0.0069160 / 12 (Billing Period 2017/06)	8,183.93
Less rates on first R200 000.00 of market value	- 115.27
R 14,200,000.00 X R 0.0069160 / 12 (Billing Period 2017/05)	8,183.93
Less rates on first R200 000.00 of market value	- 115.27
R 14,200,000.00 X R 0.0069160 / 12 (Billing Period 2017/04)	8,183.93
Less rates on first R200 000.00 of market value	- 115.27
R 14,200,000.00 X R 0.0069160 / 12 (Billing Period 2017/03)	8,183.93
Less rates on first R200 000.00 of market value	- 115.27
R 14,200,000.00 X R 0.0069160 / 12 (Billing Period 2017/02)	8,183.93
Less rates on first R200 000.00 of market value	- 115.27
R 14,200,000.00 X R 0.0069160 / 12 (Billing Period 2017/01)	8,183.93
Less rates on first R200 000.00 of market value	- 115.27
R 14,200,000.00 X R 0.0069160 / 12 (Billing Period 2016/12)	8,183.93
Less rates on first R200 000.00 of market value	- 115.27
R 14,200,000.00 X R 0.0069160 / 12 (Billing Period 2016/11)	8,183.93
Less rates on first R200 000.00 of market value	- 115.27
R 14,200,000.00 X R 0.0069160 / 12 (Billing Period 2016/10)	8,183.93
Less rates on first R200 000.00 of market value	- 115.27
R 14,200,000.00 X R 0.0069160 / 12 (Billing Period 2016/09)	8,183.93
Less rates on first R200 000.00 of market value	- 115.27

Where can payments be made ?

Any CoJ Cash Office; any Easy Pay site; any bank (branch, ATM or internet site).

YOUR ACCOUNT NUMBER IS YOUR REFERENCE NUMBER

How can payments be made ?

By debit order, cash, debit or credit card.

KEEP ALL RECEIPTS FOR FUTURE REFERENCE

When can payments be made ?

Payments must reach CoJ on or before the due date.

Change of Address

This must be done timeously, in writing and submitted to any CoJ Municipal Regional Office.

Terminating Electricity and Water.

This must be done in writing, 7 working days before the date you want your services terminated and submitted to any CoJ Municipal Regional Office.

Account Number 550617830

R 14,200,000.00 X R 0.0069160 / 12 (Billing Period 2016/08)	8,183.93
Less rates on first R200 000.00 of market value	- 115.27
R 14,200,000.00 X R 0.0069160 / 12 (Billing Period 2016/07)	8,183.93
Less rates on first R200 000.00 of market value	- 46.11
Less rates on first R200 000.00 of market value	- 69.16
R 14,200,000.00 X R 0.0065310 / 12 (Billing Period 2016/06)	7,728.35
Less rates on first R200 000.00 of market value	- 108.85
R 14,200,000.00 X R 0.0065310 / 12 (Billing Period 2016/05)	7,728.35
Less rates on first R200 000.00 of market value	- 108.85
R 14,200,000.00 X R 0.0065310 / 12 (Billing Period 2016/04)	7,728.35
Less rates on first R200 000.00 of market value	- 108.85
R 14,200,000.00 X R 0.0061610 / 12 (Billing Period 2014/09)	7,290.52
Less rates on first R200 000.00 of market value	- 102.68
R 998,000.00 X R 0.0055730 / 12 (Billing Period 2013/02)	463.49
Less rates on first R150 000.00 of market value	- 69.66
R 998,000.00 X R 0.0055730 / 12 (Billing Period 2013/01)	463.49
Less rates on first R150 000.00 of market value	- 69.66
R 998,000.00 X R 0.0055730 / 12 (Billing Period 2012/12)	463.49
Less rates on first R150 000.00 of market value	- 69.66
R 998,000.00 X R 0.0055730 / 12 (Billing Period 2012/11)	463.49
Less rates on first R150 000.00 of market value	- 69.66
R 998,000.00 X R 0.0055730 / 12 (Billing Period 2012/10)	463.49
Less rates on first R150 000.00 of market value	- 69.66
R 998,000.00 X R 0.0055730 / 12 (Billing Period 2012/09)	463.49
Less rates on first R150 000.00 of market value	- 69.66
R 998,000.00 X R 0.0055730 / 12 (Billing Period 2012/08)	463.49
Less rates on first R150 000.00 of market value	- 69.66
R 998,000.00 X R 0.0055730 / 12 (Billing Period 2012/07)	463.49
Less rates on first R150 000.00 of market value	- 69.66
R 998,000.00 X R 0.0052580 / 12 (Billing Period 2012/06)	437.29
Less rates on first R150 000.00 of market value	- 65.73
R 998,000.00 X R 0.0052580 / 12 (Billing Period 2012/05)	437.29
Less rates on first R150 000.00 of market value	- 65.73
R 998,000.00 X R 0.0052580 / 12 (Billing Period 2012/04)	437.29
Less rates on first R150 000.00 of market value	- 65.73
R 998,000.00 X R 0.0052580 / 12 (Billing Period 2012/03)	437.29
Less rates on first R150 000.00 of market value	- 65.73
R 998,000.00 X R 0.0052580 / 12 (Billing Period 2012/02)	437.29
Less rates on first R150 000.00 of market value	- 65.73
R 998,000.00 X R 0.0052580 / 12 (Billing Period 2012/01)	437.29
Less rates on first R150 000.00 of market value	- 65.73
R 998,000.00 X R 0.0052580 / 12 (Billing Period 2011/12)	437.29
Less rates on first R150 000.00 of market value	- 65.73
R 998,000.00 X R 0.0052580 / 12 (Billing Period 2011/11)	437.29
Less rates on first R150 000.00 of market value	- 65.73
R 998,000.00 X R 0.0052580 / 12 (Billing Period 2011/10)	437.29
Less rates on first R150 000.00 of market value	- 65.73
R 998,000.00 X R 0.0052580 / 12 (Billing Period 2011/09)	437.29
Less rates on first R150 000.00 of market value	- 65.73
R 14,200,000.00 X R 0.0061610 / 12 (Billing Period 2014/08)	7,290.52
Less rates on first R200 000.00 of market value	- 102.68
R 14,200,000.00 X R 0.0061610 / 12 (Billing Period 2014/07)	7,290.52
Less rates on first R200 000.00 of market value	- 44.92
Less rates on first R200 000.00 of market value	- 57.76
R 14,200,000.00 X R 0.0058680 / 12 (Billing Period 2014/06)	6,943.80
Less rates on first R200 000.00 of market value	- 97.80
R 14,200,000.00 X R 0.0058680 / 12 (Billing Period 2014/05)	6,943.80
Less rates on first R200 000.00 of market value	- 97.80
R 14,200,000.00 X R 0.0058680 / 12 (Billing Period 2014/04)	6,943.80
Less rates on first R200 000.00 of market value	- 97.80
R 14,200,000.00 X R 0.0058680 / 12 (Billing Period 2014/03)	6,943.80
Less rates on first R200 000.00 of market value	- 97.80
R 14,200,000.00 X R 0.0058680 / 12 (Billing Period 2014/02)	6,943.80
Less rates on first R200 000.00 of market value	- 97.80
R 14,200,000.00 X R 0.0058680 / 12 (Billing Period 2014/01)	6,943.80
Less rates on first R200 000.00 of market value	- 97.80
R 14,200,000.00 X R 0.0058680 / 12 (Billing Period 2013/12)	6,943.80

Where can payments be made ?

Any CoJ Cash Office; any Easy Pay site; any bank (branch, ATM or internet site).

YOUR ACCOUNT NUMBER IS YOUR REFERENCE NUMBER

How can payments be made ?

By debit order, cash, debit or credit card.

KEEP ALL RECEIPTS FOR FUTURE REFERENCE

When can payments be made ?

Payments must reach CoJ on or before the due date.

Change of Address

This must be done timeously, in writing and submitted to any CoJ Municipal Regional Office.

Terminating Electricity and Water.

This must be done in writing, 7 working days before the date you want your services terminated and submitted to any CoJ Municipal Regional Office.

TH 15

Account Number 550617830

Less rates on first R200 000.00 of market value	- 97.80	
R 998,000.00 X R 0.0055730 / 12 (Billing Period 2013/03)	463.49	
Less rates on first R150 000.00 of market value	- 69.66	
R 998,000.00 X R 0.0055730 / 12 (Billing Period 2013/04)	463.49	
Less rates on first R150 000.00 of market value	- 69.66	
R 998,000.00 X R 0.0055730 / 12 (Billing Period 2013/05)	463.49	
Less rates on first R150 000.00 of market value	- 69.66	
R 998,000.00 X R 0.0055730 / 12 (Billing Period 2013/06)	463.49	
Less rates on first R150 000.00 of market value	- 69.67	
R 14,200,000.00 X R 0.0000000 / 12 (Billing Period 2013/07)	0.00	
Less rates on first R150 000.00 of market value	0.00	
R 14,200,000.00 X R 0.0058680 / 12 (Billing Period 2013/07)	6,943.80	
Less rates on first R200 000.00 of market value	- 97.80	
Minimum levy	0.00	
R 14,200,000.00 X R 0.0058680 / 12 (Billing Period 2013/08)	6,943.80	
Less rates on first R200 000.00 of market value	- 97.80	
R 14,200,000.00 X R 0.0058680 / 12 (Billing Period 2013/09)	6,943.80	
Less rates on first R200 000.00 of market value	- 97.80	
R 14,200,000.00 X R 0.0058680 / 12 (Billing Period 2013/10)	6,943.80	
Less rates on first R200 000.00 of market value	- 97.80	
R 14,200,000.00 X R 0.0058680 / 12 (Billing Period 2013/11)	6,943.80	
Less rates on first R200 000.00 of market value	- 97.80	
Prop. Rates-Business Dr	1,439.46	
VAT: 0 %	0.00	392,252.49
PIKITUP		
Refuse	VAT No. 4790191292	
WASTE MANAGEMENT SERVICE		
Refuse removal: 2-bin @ R 286.34 X 2 (Billing Period 2015/08)	1,145.36	
City cleaning levy	438.72	
Refuse removal: 2-bin @ R 286.34 X 2 (Billing Period 2015/09)	1,145.36	
City cleaning levy	438.72	
Refuse removal: 2-bin @ R 286.34 X 2 (Billing Period 2015/10)	1,145.36	
City cleaning levy	438.72	
Refuse removal: 2-bin @ R 286.34 X 2 (Billing Period 2015/11)	1,145.36	
City cleaning levy	438.72	
Refuse removal: 2-bin @ R 286.34 X 2 (Billing Period 2015/12)	1,145.36	
City cleaning levy	438.72	
Refuse removal: 2-bin @ R 286.34 X 2 (Billing Period 2016/01)	1,145.36	
City cleaning levy	438.72	
Refuse removal: 2-bin @ R 286.34 X 2 (Billing Period 2016/02)	1,145.36	
City cleaning levy	438.72	
Refuse removal: 2-bin @ R 286.34 X 2 (Billing Period 2016/03)	1,145.36	
City cleaning levy	438.72	
Refuse removal: 2-bin @ R 286.34 X 2 (Billing Period 2015/07)	1,145.36	
City cleaning levy	438.72	
Refuse removal: 2-bin @ R 265.13 X 2 (Billing Period 2015/06)	1,060.52	
City cleaning levy	406.22	
Refuse removal: 2-bin @ R 265.13 X 2 (Billing Period 2015/05)	1,060.52	
City cleaning levy	406.22	
Refuse removal: 2-bin @ R 265.13 X 2 (Billing Period 2015/04)	1,060.52	
City cleaning levy	406.22	
Refuse removal: 2-bin @ R 265.13 X 2 (Billing Period 2015/03)	1,060.52	
City cleaning levy	406.22	
Refuse removal: 2-bin @ R 265.13 X 2 (Billing Period 2015/02)	1,060.52	
City cleaning levy	406.22	
Refuse removal: 2-bin @ R 265.13 X 2 (Billing Period 2015/01)	1,060.52	
City cleaning levy	406.22	
Refuse removal: 2-bin @ R 265.13 X 2 (Billing Period 2014/12)	1,060.52	
City cleaning levy	406.22	
Refuse removal: 2-bin @ R 265.13 X 2 (Billing Period 2014/11)	1,060.52	
City cleaning levy	406.22	
Refuse removal: 2-bin @ R 323.25 X 2 (Billing Period 2017/09)	1,293.00	
City cleaning levy	512.00	
Refuse removal: 2-bin @ R 323.25 X 2 (Billing Period 2017/08)	1,293.00	

Where can payments be made ?

Any CoJ Cash Office; any Easy Pay site; any bank (branch, ATM or internet site).

YOUR ACCOUNT NUMBER IS YOUR REFERENCE NUMBER

How can payments be made ?

By debit order, cash, debit or credit card.

KEEP ALL RECEIPTS FOR FUTURE REFERENCE

When can payments be made ?

Payments must reach CoJ on or before the due date.

Change of Address

This must be done timeously, in writing and submitted to any CoJ Municipal Regional Office.

Terminating Electricity and Water.

11

104

Account Number 550617830

City cleaning levy	512.00
Refuse removal: 2-bin @ R 323.25 X 2 (Billing Period 2017/07)	1,293.00
City cleaning levy	512.00
Refuse removal: 2-bin @ R 304.95 X 2 (Billing Period 2017/06)	1,219.80
City cleaning levy	474.00
Refuse removal: 2-bin @ R 304.95 X 2 (Billing Period 2017/05)	1,219.80
City cleaning levy	474.00
Refuse removal: 2-bin @ R 304.95 X 2 (Billing Period 2017/04)	1,219.80
City cleaning levy	474.00
Refuse removal: 2-bin @ R 304.95 X 2 (Billing Period 2017/03)	1,219.80
City cleaning levy	474.00
Refuse removal: 2-bin @ R 304.95 X 2 (Billing Period 2017/02)	1,219.80
City cleaning levy	474.00
Refuse removal: 2-bin @ R 304.95 X 2 (Billing Period 2017/01)	1,219.80
City cleaning levy	474.00
Refuse removal: 2-bin @ R 304.95 X 2 (Billing Period 2016/11)	1,219.80
City cleaning levy	474.00
Refuse removal: 2-bin @ R 304.95 X 2 (Billing Period 2016/10)	1,219.80
City cleaning levy	474.00
Refuse removal: 2-bin @ R 304.95 X 2 (Billing Period 2016/09)	1,219.80
City cleaning levy	474.00
Refuse removal: 2-bin @ R 304.95 X 2 (Billing Period 2016/08)	1,219.80
City cleaning levy	474.00
Refuse removal: 2-bin @ R 304.95 X 2 (Billing Period 2016/07)	1,219.80
City cleaning levy	474.00
Refuse removal: 2-bin @ R 286.34 X 2 (Billing Period 2016/06)	1,145.36
City cleaning levy	438.72
Refuse removal: 2-bin @ R 286.34 X 2 (Billing Period 2016/05)	1,145.36
City cleaning levy	438.72
Refuse removal: 2-bin @ R 286.34 X 2 (Billing Period 2016/04)	1,145.36
City cleaning levy	438.72
Refuse removal: 2-bin @ R 265.13 X 2 (Billing Period 2014/10)	1,060.52
City cleaning levy	406.22
Refuse removal: 2-bin @ R 225.22 X 2 (Billing Period 2013/04)	900.88
City cleaning levy	112.73
Refuse removal: 2-bin @ R 225.22 X 2 (Billing Period 2013/03)	900.88
City cleaning levy	112.73
Refuse removal: 2-bin @ R 225.22 X 2 (Billing Period 2013/02)	900.88
City cleaning levy	112.73
Refuse removal: 2-bin @ R 225.22 X 2 (Billing Period 2013/01)	900.88
City cleaning levy	112.73
Refuse removal: 2-bin @ R 225.22 X 2 (Billing Period 2012/12)	900.88
City cleaning levy	112.73
Refuse removal: 2-bin @ R 225.22 X 2 (Billing Period 2012/11)	900.88
City cleaning levy	112.73
Refuse removal: 2-bin @ R 225.22 X 2 (Billing Period 2012/10)	900.88
City cleaning levy	112.73
Refuse removal: 2-bin @ R 225.22 X 2 (Billing Period 2012/09)	900.88
City cleaning levy	112.73
Refuse removal: 2-bin @ R 225.22 X 2 (Billing Period 2012/08)	900.88
City cleaning levy	112.73
Refuse removal: 2-bin @ R 225.22 X 2 (Billing Period 2012/07)	900.88
City cleaning levy	112.73
Refuse removal: 2-bin @ R 208.92 X 2 (Billing Period 2012/06)	835.68
City cleaning levy	104.57
Refuse removal: 2-bin @ R 208.92 X 2 (Billing Period 2012/05)	835.68
City cleaning levy	104.57
Refuse removal: 2-bin @ R 208.92 X 2 (Billing Period 2012/04)	835.68
City cleaning levy	104.57
Refuse removal: 2-bin @ R 208.92 X 2 (Billing Period 2012/03)	835.68
City cleaning levy	104.57
Refuse removal: 2-bin @ R 208.92 X 2 (Billing Period 2012/02)	835.68
City cleaning levy	104.57
Refuse removal: 2-bin @ R 208.92 X 2 (Billing Period 2012/01)	835.68
City cleaning levy	104.57
Refuse removal: 2-bin @ R 208.92 X 2 (Billing Period 2011/12)	835.68
City cleaning levy	104.57

Where can payments be made ?

Any CoJ Cash Office; any Easy Pay site; any bank (branch, ATM or internet site).
YOUR ACCOUNT NUMBER IS YOUR REFERENCE NUMBER

How can payments be made ?

By debit order, cash, debit or credit card.
KEEP ALL RECEIPTS FOR FUTURE REFERENCE

When can payments be made ?

Payments must reach CoJ on or before the due date.

Change of Address

This must be done timeously, in writing and submitted to any CoJ Municipal Regional Office.

Terminating Electricity and Water.

This must be done in writing, 7 working days before the date you want your services terminated and submitted to any CoJ Municipal Regional Office.

TH B

105

Account Number 550617830		
Refuse removal: 2-bin @ R 265.13 X 2 (Billing Period 2014/09) City cleaning levy Refuse removal: 2-bin @ R 265.13 X 2 (Billing Period 2014/08) City cleaning levy Refuse removal: 2-bin @ R 265.13 X 2 (Billing Period 2014/07) City cleaning levy Refuse removal: 2-bin @ R 245.49 X 2 (Billing Period 2014/06) City cleaning levy Refuse removal: 2-bin @ R 245.49 X 2 (Billing Period 2014/05) City cleaning levy Refuse removal: 2-bin @ R 245.49 X 2 (Billing Period 2014/04) City cleaning levy Refuse removal: 2-bin @ R 245.49 X 2 (Billing Period 2014/03) City cleaning levy Refuse removal: 2-bin @ R 245.49 X 2 (Billing Period 2014/02) City cleaning levy Refuse removal: 2-bin @ R 245.49 X 2 (Billing Period 2014/01) City cleaning levy Refuse removal: 2-bin @ R 225.22 X 2 (Billing Period 2013/05) City cleaning levy Refuse removal: 2-bin @ R 225.22 X 2 (Billing Period 2013/06) City cleaning levy Refuse removal: 2-bin @ R 245.49 X 2 (Billing Period 2013/07) City cleaning levy Refuse removal: 2-bin @ R 245.49 X 2 (Billing Period 2013/08) City cleaning levy Refuse removal: 2-bin @ R 245.49 X 2 (Billing Period 2013/09) City cleaning levy Refuse removal: 2-bin @ R 245.49 X 2 (Billing Period 2013/10) City cleaning levy Refuse removal: 2-bin @ R 245.49 X 2 (Billing Period 2013/11) City cleaning levy Refuse removal: 2-bin @ R 245.49 X 2 (Billing Period 2013/12) City cleaning levy VAT: 14.00%	1,060.52 406.22 1,060.52 406.22 1,060.52 406.22 981.96 376.13 981.96 376.13 981.96 376.13 981.96 376.13 981.96 376.13 981.96 376.13 981.96 376.13 981.96 376.13 981.96 376.13 981.96 376.13 981.96 376.13 981.96 376.13 981.96 376.13 981.96 376.13 981.96 376.13 981.96 376.13 13,397.83	109,096.62
City of Johannesburg		
Sundry Charges	VAT No. 4760117194	
2% Surcharge on business services, excluding property rates 2% Surcharge on business services, excluding property rates 2% Surcharge on business services, excluding property rates Manual Discon Fee - Elec DR Pretermination Notices Pretermination Notices Pretermination Notices VAT: 14.00%	18,588.38 10,392.12 1,913.93 601.00 238.65 224.72 224.72 4,505.70	36,689.22
Current Charges (Incl. VAT)		
		3,747,100.69

Where can payments be made ?
 Any CoJ Cash Office; any Easy Pay site; any bank (branch, ATM or internet site).
YOUR ACCOUNT NUMBER IS YOUR REFERENCE NUMBER

How can payments be made ?
 By debit order, cash, debit or credit card.
KEEP ALL RECEIPTS FOR FUTURE REFERENCE

When can payments be made ?
 Payments must reach CoJ on or before the due date.

Change of Address
 This must be done timeously, in writing and submitted to any CoJ Municipal Regional Office.

Terminating Electricity and Water.
 This must be done in writing, 7 working days before the date you want your services terminated and submitted to any CoJ Municipal Regional Office.

15